



### Game Stats - 12/27/18 Union City Golden Tornadoes at Meridian Bobcats

#	Name	PTS	FGM	FGA	FG%	3PM	3PA	3P%	FTM	FTA	FT%	OREB	DREB	REB	AST	STL	BLK	TO	PF	G	PPG	APG	RPG	BPG	SPG
1	Carter Walton	0	0	0	0.000	0	0	0.000	0	2	0.000	0	0	0	0	0	0	0	1	1	0.0	0.0	0.0	0.0	0.0
2	Nick Sanders	11	5	5	1.000	0	0	0.000	1	2	0.500	1	3	4	0	0	0	1	2	1	11.0	0.0	4.0	0.0	0.0
3	Jaxon Moran	0	0	0	0.000	0	0	0.000	0	0	0.000	0	0	0	0	0	0	0	0	1	0.0	0.0	0.0	0.0	0.0
4	Tariq Broadway	0	0	2	0.000	0	1	0.000	0	0	0.000	0	0	0	0	0	0	1	0	1	0.0	0.0	0.0	0.0	0.0
5	Kaler Bobo	4	2	4	0.500	0	1	0.000	0	0	0.000	0	1	1	0	0	0	1	2	1	4.0	0.0	1.0	0.0	0.0
10	Neil Brown	4	2	2	1.000	0	0	0.000	0	0	0.000	1	2	3	0	0	0	0	2	1	4.0	0.0	3.0	0.0	0.0
11	Ben McMillan	29	11	16	0.688	6	10	0.600	1	2	0.500	0	1	1	0	0	0	1	2	1	29.0	0.0	1.0	0.0	0.0
12	Chase Norton	0	0	0	0.000	0	0	0.000	0	0	0.000	0	0	0	0	0	0	0	0	0	0.0	0.0	0.0	0.0	0.0
13	Nolan Wilson	2	1	1	1.000	0	0	0.000	0	0	0.000	1	0	1	0	0	0	0	0	1	2.0	0.0	1.0	0.0	0.0
14	Hudson Calfee	0	0	0	0.000	0	0	0.000	0	0	0.000	1	2	3	0	0	0	1	1	1	0.0	0.0	3.0	0.0	0.0
15	Tyler Walton	19	7	13	0.538	5	8	0.625	0	0	0.000	2	2	4	0	0	0	0	1	1	19.0	0.0	4.0	0.0	0.0
21	Sam Theobald	0	0	2	0.000	0	1	0.000	0	0	0.000	0	2	2	0	0	0	1	0	1	0.0	0.0	2.0	0.0	0.0
22	Taylan Tribble	9	4	6	0.667	0	0	0.000	1	2	0.500	2	5	7	0	0	0	0	1	1	9.0	0.0	7.0	0.0	0.0
30	Jadon Jones	0	0	0	0.000	0	0	0.000	0	0	0.000	0	0	0	0	0	0	0	0	0	0.0	0.0	0.0	0.0	0.0
31	Ben Martinek	2	0	0	0.000	0	0	0.000	2	2	1.000	0	0	0	0	0	0	0	0	1	2.0	0.0	0.0	0.0	0.0
<b>TOTALS</b>		<b>80</b>	<b>32</b>	<b>51</b>	<b>0.627</b>	<b>11</b>	<b>21</b>	<b>0.524</b>	<b>5</b>	<b>10</b>	<b>0.500</b>	<b>8</b>	<b>18</b>	<b>26</b>	<b>-</b>	<b>-</b>	<b>-</b>	<b>6</b>	<b>12</b>	<b>1</b>	<b>80.0</b>	<b>0.0</b>	<b>26.0</b>	<b>0.0</b>	<b>0.0</b>

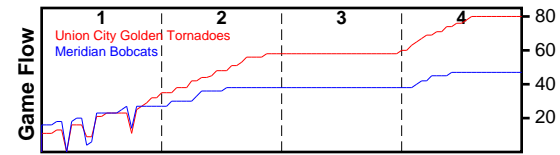


### Game Stats - 12/27/18 Union City Golden Tornadoes at Meridian Bobcats

#	Name	PTS	FGM	FGA	FG%	3PM	3PA	3P%	FTM	FTA	FT%	OREB	DREB	REB	AST	STL	BLK	TO	PF	G	PPG	APG	RPG	BPG	SPG
10	Zion Bartlett	15	6	12	0.500	3	8	0.375	0	1	0.000	1	0	1	0	0	0	4	2	1	15.0	0.0	1.0	0.0	0.0
11	Trevon Morris	4	1	5	0.200	0	3	0.000	2	2	1.000	0	0	0	0	0	0	1	3	1	4.0	0.0	0.0	0.0	0.0
14	Jaylen Easley	0	0	0	0.000	0	0	0.000	0	0	0.000	0	0	0	0	0	0	0	0	0	0.0	0.0	0.0	0.0	0.0
15	Eddie Robertson	19	6	17	0.353	4	14	0.286	3	3	1.000	0	2	2	0	0	1	2	1	1	19.0	0.0	2.0	1.0	0.0
20	Keyon Wiggins	0	0	1	0.000	0	0	0.000	0	0	0.000	1	0	1	0	0	0	0	1	1	0.0	0.0	1.0	0.0	0.0
22	Norris Young III	7	3	9	0.333	1	6	0.167	0	1	0.000	0	5	5	0	0	0	6	4	1	7.0	0.0	5.0	0.0	0.0
23	Angel Clark	0	0	1	0.000	0	0	0.000	0	0	0.000	4	2	6	0	0	2	1	1	1	0.0	0.0	6.0	2.0	0.0
23	Cameron Ballard	0	0	0	0.000	0	0	0.000	0	0	0.000	0	0	0	0	0	0	0	0	0	0.0	0.0	0.0	0.0	0.0
24	O J Matthews	0	0	0	0.000	0	0	0.000	0	0	0.000	1	0	1	0	0	0	1	1	1	0.0	0.0	1.0	0.0	0.0
25	Devin Amerson	2	1	1	1.000	0	0	0.000	0	0	0.000	0	0	0	0	0	0	0	0	1	2.0	0.0	0.0	0.0	0.0
31	Cameron Johnson	0	0	0	0.000	0	0	0.000	0	0	0.000	0	1	1	0	0	0	1	1	1	0.0	0.0	1.0	0.0	0.0
34	Napoleon Cook	0	0	0	0.000	0	0	0.000	0	0	0.000	0	0	0	0	0	0	0	0	1	0.0	0.0	0.0	0.0	0.0
35	Zander Kaufman	0	0	3	0.000	0	1	0.000	0	0	0.000	1	0	1	0	0	0	0	0	1	0.0	0.0	1.0	0.0	0.0
43	Damarcus Tucker	0	0	0	0.000	0	0	0.000	0	0	0.000	0	0	0	0	0	0	0	0	0	0.0	0.0	0.0	0.0	0.0
44	Da'monjio Acree	0	0	0	0.000	0	0	0.000	0	0	0.000	0	0	0	0	0	0	0	0	0	0.0	0.0	0.0	0.0	0.0
<b>TOTALS</b>		<b>47</b>	<b>17</b>	<b>49</b>	<b>0.347</b>	<b>8</b>	<b>32</b>	<b>0.250</b>	<b>5</b>	<b>7</b>	<b>0.714</b>	<b>8</b>	<b>10</b>	<b>18</b>	<b>-</b>	<b>-</b>	<b>3</b>	<b>16</b>	<b>14</b>	<b>1</b>	<b>47.0</b>	<b>0.0</b>	<b>18.0</b>	<b>3.0</b>	<b>0.0</b>

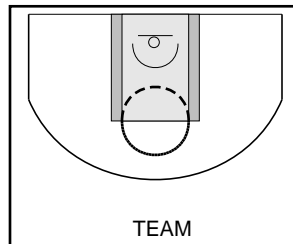
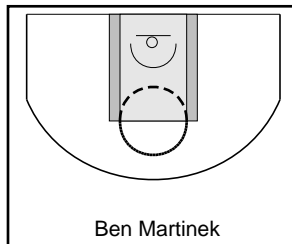
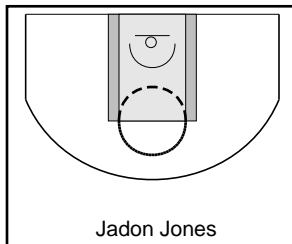
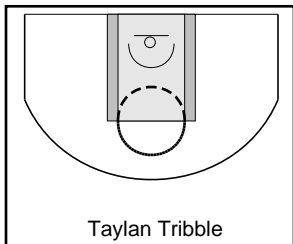
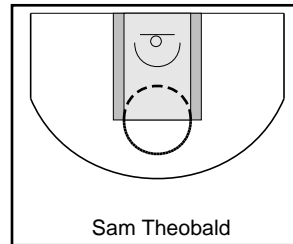
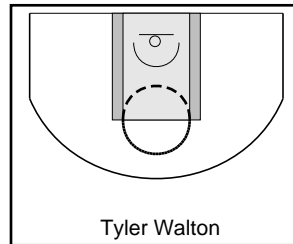
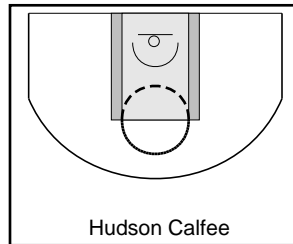
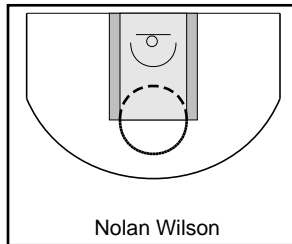
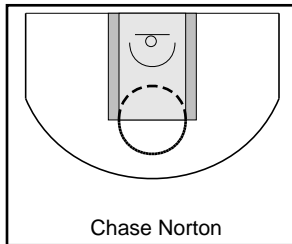
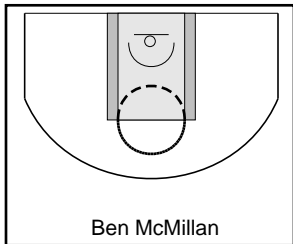
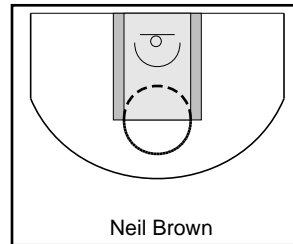
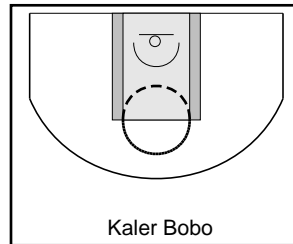
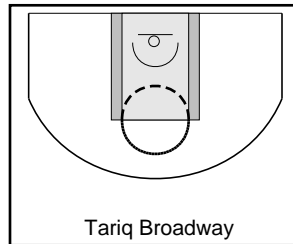
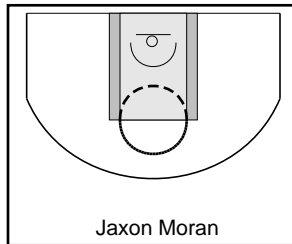
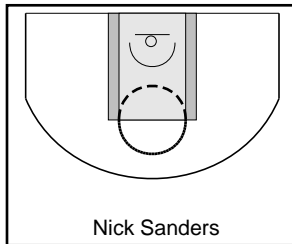
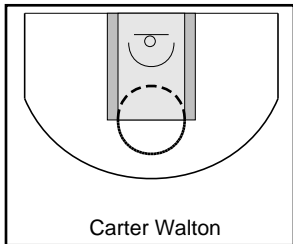
# Union City Golden Tornadoes

	1	2	3	4	T
Union City Golden	32	26	0	22	80
Meridian Bobcats	27	11	0	9	47



12/27/18 Union City Golden Tornadoes at Meridian Bobcats

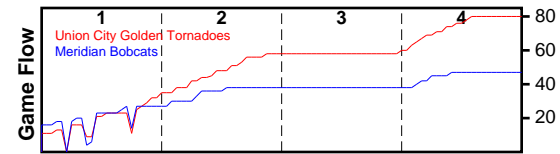
#	Name	PTS	FGM	FGA	FG%	3PM	3PA	3P%	FTM	FTA	FT%	OREB	DREB	REB	AST	STL	BLK	TO	PF
1	Carter Walton	0	0	0	-	-	-	-	-	2	0.000	-	-	0	-	-	-	-	1
2	Nick Sanders	11	5	5	1.000	-	-	-	1	2	0.500	1	3	4	-	-	-	1	2
3	Jaxon Moran	0	0	0	-	-	-	-	-	-	-	-	-	0	-	-	-	-	-
4	Tariq Broadway	0	0	2	0.000	-	1	0.000	-	-	-	-	-	0	-	-	-	1	-
5	Kaler Bobo	4	2	4	0.500	-	1	0.000	-	-	-	-	1	1	-	-	-	1	2
10	Neil Brown	4	2	2	1.000	-	-	-	-	-	-	1	2	3	-	-	-	-	2
11	Ben McMillan	29	11	16	0.688	6	10	0.600	1	2	0.500	-	1	1	-	-	-	1	2
12	Chase Norton	0	0	0	-	-	-	-	-	-	-	-	-	0	-	-	-	-	-
13	Nolan Wilson	2	1	1	1.000	-	-	-	-	-	-	1	-	1	-	-	-	-	-
14	Hudson Calfee	0	0	0	-	-	-	-	-	-	-	1	2	3	-	-	-	1	1
15	Tyler Walton	19	7	13	0.538	5	8	0.625	-	-	-	2	2	4	-	-	-	-	1
21	Sam Theobald	0	0	2	0.000	-	1	0.000	-	-	-	-	2	2	-	-	-	1	-
22	Taylan Tribble	9	4	6	0.667	-	-	-	1	2	0.500	2	5	7	-	-	-	-	1
30	Jadon Jones	0	0	0	-	-	-	-	-	-	-	-	-	0	-	-	-	-	-
31	Ben Martinek	2	0	0	-	-	-	-	2	2	1.000	-	-	0	-	-	-	-	-
	TEAM	0	0	0	-	-	-	-	-	-	-	-	-	0	-	-	-	-	-
	<b>TOTALS</b>	<b>80</b>	<b>32</b>	<b>51</b>	<b>0.627</b>	<b>11</b>	<b>21</b>	<b>0.524</b>	<b>5</b>	<b>10</b>	<b>0.500</b>	<b>8</b>	<b>18</b>	<b>26</b>	<b>-</b>	<b>-</b>	<b>-</b>	<b>6</b>	<b>12</b>



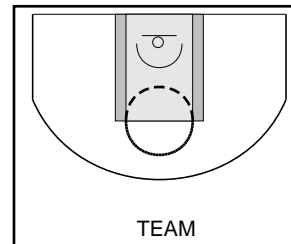
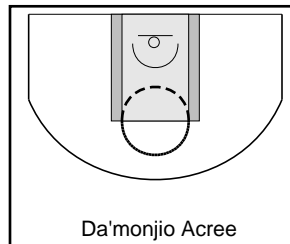
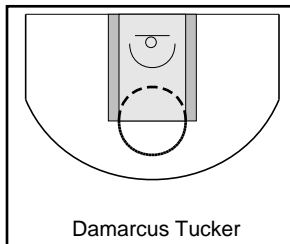
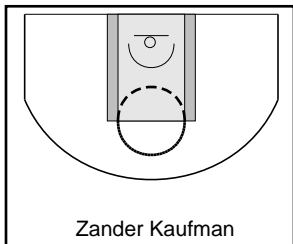
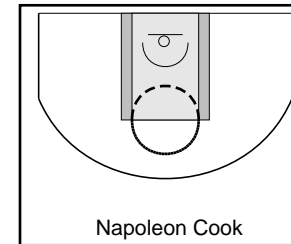
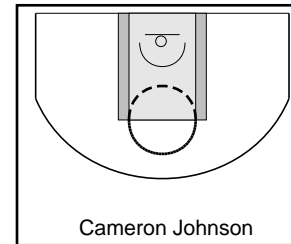

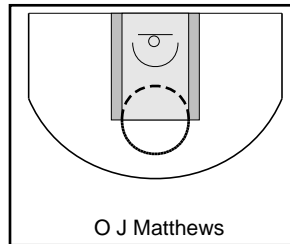
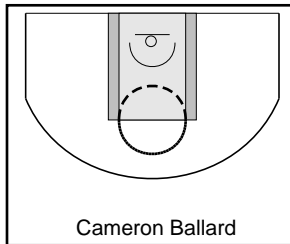
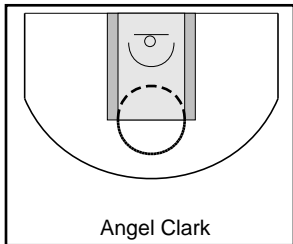
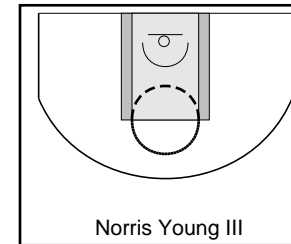
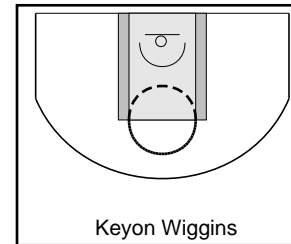
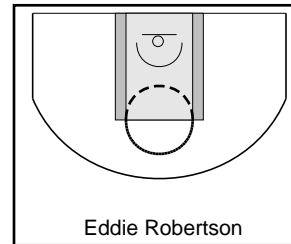
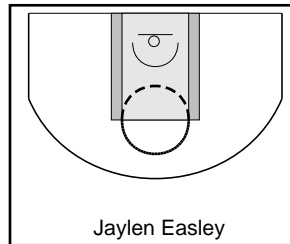

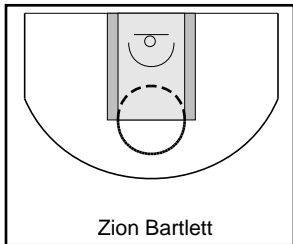
# Meridian Bobcats

12/27/18 Union City Golden Tornadoes at Meridian Bobcats

	1	2	3	4	T
Union City Golden	32	26	0	22	80
Meridian Bobcats	27	11	0	9	47



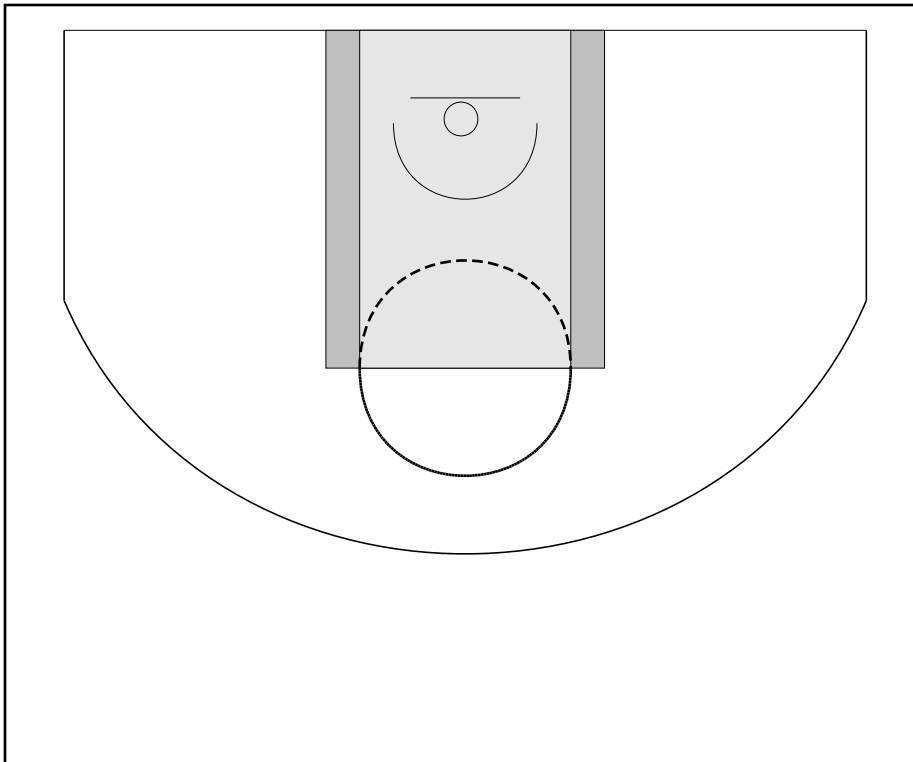
#	Name	PTS	FGM	FGA	FG%	3PM	3PA	3P%	FTM	FTA	FT%	OREB	DREB	REB	AST	STL	BLK	TO	PF
10	Zion Bartlett	15	6	12	0.500	3	8	0.375	-	1	0.000	1	-	1	-	-	-	4	2
11	Trevon Morris	4	1	5	0.200	-	3	0.000	2	2	1.000	-	-	0	-	-	-	1	3
14	Jaylen Easley	0	0	0	-	-	-	-	-	-	-	-	-	0	-	-	-	-	-
15	Eddie Robertson	19	6	17	0.353	4	14	0.286	3	3	1.000	-	2	2	-	-	1	2	1
20	Keyon Wiggins	0	0	1	0.000	-	-	-	-	-	-	1	-	1	-	-	-	-	1
22	Norris Young III	7	3	9	0.333	1	6	0.167	-	1	0.000	-	5	5	-	-	-	6	4
23	Angel Clark	0	0	1	0.000	-	-	-	-	-	-	4	2	6	-	-	2	1	1
23	Cameron Ballard	0	0	0	-	-	-	-	-	-	-	-	-	0	-	-	-	-	-
24	O J Matthews	0	0	0	-	-	-	-	-	-	-	1	-	1	-	-	-	1	1
25	Devin Amerson	2	1	1	1.000	-	-	-	-	-	-	-	-	0	-	-	-	-	-
31	Cameron Johnson	0	0	0	-	-	-	-	-	-	-	-	1	1	-	-	-	1	1
34	Napoleon Cook	0	0	0	-	-	-	-	-	-	-	-	-	0	-	-	-	-	-
35	Zander Kaufman	0	0	3	0.000	-	1	0.000	-	-	-	1	-	1	-	-	-	-	-
43	Damarcus Tucker	0	0	0	-	-	-	-	-	-	-	-	-	0	-	-	-	-	-
44	Da'monjio Acree	0	0	0	-	-	-	-	-	-	-	-	-	0	-	-	-	-	-
	TEAM	0	0	0	-	-	-	-	-	-	-	-	-	0	-	-	-	-	-
	<b>TOTALS</b>	<b>47</b>	<b>17</b>	<b>49</b>	<b>0.347</b>	<b>8</b>	<b>32</b>	<b>0.250</b>	<b>5</b>	<b>7</b>	<b>0.714</b>	<b>8</b>	<b>10</b>	<b>18</b>	<b>-</b>	<b>-</b>	<b>3</b>	<b>16</b>	<b>14</b>



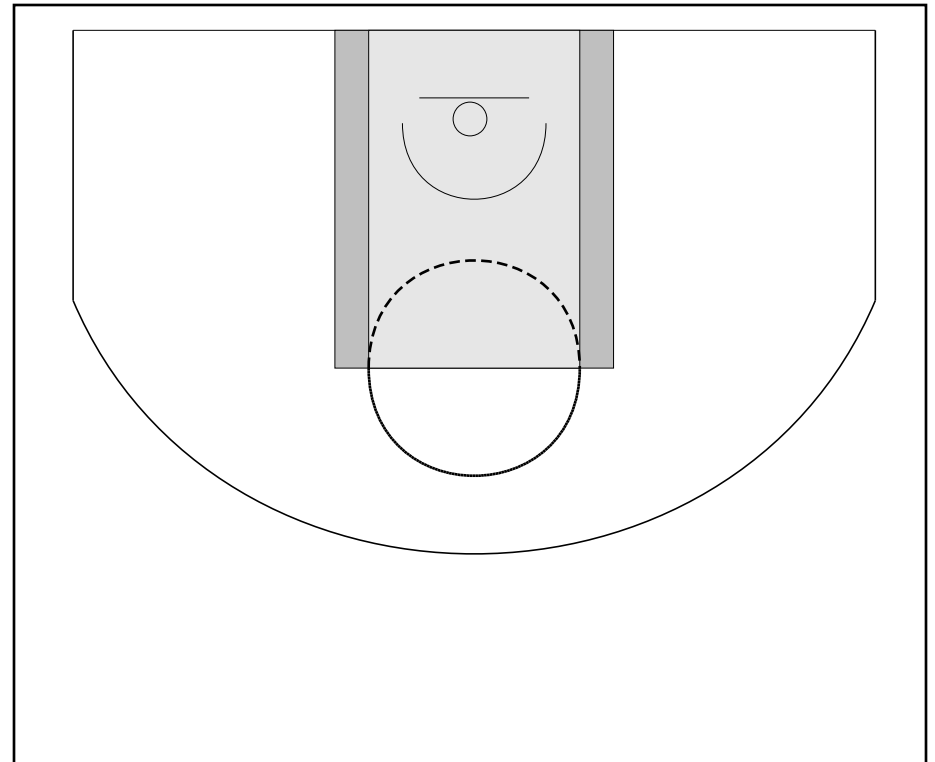
## Game Summary Comparison

Statistic	Union City Golden Tornadoes	Meridian Bobcats
Points	80	47
<i>Field Goals</i>	32 / 51	17 / 49
2 Point	21 / 30	9 / 17
3 Point	11 / 21	8 / 32
<i>Free Throws</i>	5 / 10	5 / 7
Assists	-	-
Rebounds	26	18
<i>Offensive</i>	8	8
<i>Defensive</i>	18	10
Blocks	-	3
Steals	-	-
Deflections	0	0
Turnovers	6	16
Charges Taken	0	0
Personal Fouls	12	14

Union City Golden Tornadoes



Meridian Bobcats



### Union City Golden Tornadoes Turnovers

Period	Clock	Player	Turnover Type
1st Period	2:22	#4 Tariq Broadway	Other
2nd Period	3:40	#5 Kaler Bobo	Other
4th Period	6:55	#2 Nick Sanders	Other
4th Period	6:21	#11 Ben McMillan	Other
4th Period	5:39	#21 Sam Theobald	Other
4th Period	4:29	#14 Hudson Calfee	Other

### Union City Golden Tornadoes Fouls

Period	Clock	Player	Foul
1st Period	5:18	#22 Taylan Tribble	Pushing (Def)
1st Period	2:10	#11 Ben McMillan	Pushing (Def)
1st Period	7:39	#2 Nick Sanders	Reaching in (Def)
1st Period	6:48	#2 Nick Sanders	Reaching in (Def)
1st Period	5:29	#15 Tyler Walton	Pushing (Def)
1st Period	4:09	#11 Ben McMillan	Pushing (Def)
1st Period	2:40	#14 Hudson Calfee	Pushing (Def)
2nd Period	6:00	#5 Kaler Bobo	Pushing (Def)
2nd Period	1:35	#10 Neil Brown	Reaching in (Def)
4th Period	6:21	#10 Neil Brown	Pushing (Def)
4th Period	5:21	#5 Kaler Bobo	Pushing (Def)
4th Period	3:26	#1 Carter Walton	Reaching in (Def)

### Meridian Bobcats Turnovers

Period	Clock	Player	Turnover Type
1st Period	6:16	#10 Zion Bartlett	Other
1st Period	5:52	#10 Zion Bartlett	Other
1st Period	5:10	#24 O J Matthews	Other
1st Period	4:55	#10 Zion Bartlett	Other
1st Period	3:39	#11 Trevon Morris	Other
1st Period	0:42	#22 Norris Young III	Other
2nd Period	6:00	#22 Norris Young III	Other
2nd Period	4:19	#15 Eddie Robertson	Other
2nd Period	2:49	#22 Norris Young III	Other
2nd Period	2:20	#22 Norris Young III	Other
2nd Period	2:07	#15 Eddie Robertson	Other
2nd Period	1:35	#10 Zion Bartlett	Other
4th Period	7:46	#22 Norris Young III	Other
4th Period	6:28	#22 Norris Young III	Other
4th Period	5:38	#23 Angel Clark	Other
4th Period	3:47	#31 Cameron Johnson	Other

### Meridian Bobcats Fouls

Period	Clock	Player	Foul
1st Period	5:10	#11 Trevon Morris	Illegal hands (Def)
1st Period	6:26	#22 Norris Young III	Blocking (Def)
1st Period	4:48	#10 Zion Bartlett	Reaching in (Def)
1st Period	4:09	#22 Norris Young III	Blocking (Def)
1st Period	4:09	#15 Eddie Robertson	Pushing (Def)
1st Period	1:11	#11 Trevon Morris	Reaching in (Def)
2nd Period	6:54	#24 O J Matthews	Reaching in (Def)
2nd Period	4:51	#10 Zion Bartlett	Reaching in (Def)
2nd Period	4:39	#23 Angel Clark	Blocking (Def)
2nd Period	2:24	#22 Norris Young III	Blocking (Def)
2nd Period	1:35	#11 Trevon Morris	Blocking (Def)
4th Period	6:22	#22 Norris Young III	Blocking (Def)
4th Period	3:40	#31 Cameron Johnson	Blocking (Def)
4th Period	3:26	#20 Keyon Wiggins	Pushing (Def)