



Game Stats - 12/28/18 St Marys Mo at Cairo Pilots

#	Name	PTS	FGM	FGA	FG%	3PM	3PA	3P%	FTM	FTA	FT%	OREB	DREB	REB	AST	STL	BLK	TO	PF	G	PPG	APG	RPG	BPG	SPG
1	Yuri Collins	20	9	11	0.818	0	0	0.000	2	3	0.667	0	1	1	0	1	0	1	1	1	20.0	0.0	1.0	0.0	1.0
2	Noah Hamilton	1	0	2	0.000	0	0	0.000	1	2	0.500	0	1	1	0	1	0	1	1	1	1.0	0.0	1.0	0.0	1.0
3	David Hughes	6	2	2	1.000	1	1	1.000	1	2	0.500	0	1	1	0	1	0	2	2	1	6.0	0.0	1.0	0.0	1.0
4	Wunya Brown	18	6	7	0.857	4	5	0.800	2	2	1.000	0	2	2	0	2	0	1	0	1	18.0	0.0	2.0	0.0	2.0
5	Alex Vannoy	3	1	1	1.000	0	0	0.000	1	1	1.000	0	1	1	0	0	0	0	1	1	3.0	0.0	1.0	0.0	0.0
10	Safora Rasas	13	6	10	0.600	0	2	0.000	1	2	0.500	1	0	1	0	1	0	0	0	1	13.0	0.0	1.0	0.0	1.0
22	Cole Miller	7	2	4	0.500	0	1	0.000	3	6	0.500	0	4	4	0	0	0	4	3	1	7.0	0.0	4.0	0.0	0.0
23	Donavan Parker	2	1	4	0.250	0	0	0.000	0	0	0.000	2	5	7	0	1	1	1	2	1	2.0	0.0	7.0	1.0	1.0
24	Mike Danser	0	0	0	0.000	0	0	0.000	0	0	0.000	0	0	0	0	0	0	0	0	0	0.0	0.0	0.0	0.0	0.0
32	Damon Wiley	4	2	4	0.500	0	0	0.000	0	0	0.000	0	2	2	0	1	1	1	2	1	4.0	0.0	2.0	1.0	1.0
35	Cameron Garrett	0	0	0	0.000	0	0	0.000	0	0	0.000	0	0	0	0	0	0	0	0	0	0.0	0.0	0.0	0.0	0.0
TOTALS		74	29	45	0.644	5	9	0.556	11	18	0.611	3	17	20	-	8	2	11	12	1	74.0	0.0	20.0	2.0	8.0



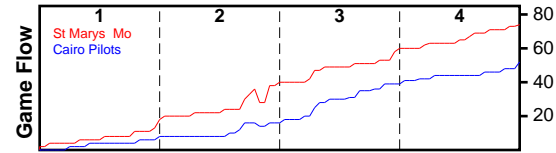
Game Stats - 12/28/18 St Marys Mo at Cairo Pilots

#	Name	PTS	FGM	FGA	FG%	3PM	3PA	3P%	FTM	FTA	FT%	OREB	DREB	REB	AST	STL	BLK	TO	PF	G	PPG	APG	RPG	BPG	SPG
1	Cameron Davis	2	1	4	0.250	0	2	0.000	0	0	0.000	0	0	0	0	0	0	2	1	1	2.0	0.0	0.0	0.0	0.0
2	Terrell Jones	9	4	9	0.444	1	1	1.000	0	0	0.000	0	2	2	0	2	0	2	0	1	9.0	0.0	2.0	0.0	2.0
3	Dorian Howard	0	0	0	0.000	0	0	0.000	0	0	0.000	0	0	0	0	0	0	0	0	0	0.0	0.0	0.0	0.0	0.0
10	Devante Morse	0	0	0	0.000	0	0	0.000	0	0	0.000	0	0	0	0	0	0	0	0	0	0.0	0.0	0.0	0.0	0.0
11	Dequavius Williams	2	1	3	0.333	0	2	0.000	0	0	0.000	1	0	1	0	2	0	6	5	1	2.0	0.0	1.0	0.0	2.0
13	Isaiah Brown	6	2	7	0.286	0	1	0.000	2	2	1.000	0	1	1	0	0	0	1	3	1	6.0	0.0	1.0	0.0	0.0
21	Jekiary Thomas	0	0	0	0.000	0	0	0.000	0	0	0.000	0	0	0	0	0	0	0	0	0	0.0	0.0	0.0	0.0	0.0
23	Curtis Wilkerson	0	0	1	0.000	0	0	0.000	0	0	0.000	0	1	1	0	0	0	0	1	1	0.0	0.0	1.0	0.0	0.0
24	Riko Nelson	16	6	16	0.375	1	6	0.167	3	4	0.750	6	1	7	0	0	0	0	4	1	16.0	0.0	7.0	0.0	0.0
31	Abraham Purchase	0	0	0	0.000	0	0	0.000	0	0	0.000	0	0	0	0	0	0	0	0	0	0.0	0.0	0.0	0.0	0.0
32	Richard Miles	0	0	0	0.000	0	0	0.000	0	0	0.000	0	0	0	0	0	0	0	0	0	0.0	0.0	0.0	0.0	0.0
33	Daurice Morse	17	7	13	0.538	0	0	0.000	3	8	0.375	4	2	6	0	2	0	1	0	1	17.0	0.0	6.0	0.0	2.0
34	Alton Hervey	0	0	1	0.000	0	0	0.000	0	0	0.000	1	1	2	0	0	2	0	1	1	0.0	0.0	2.0	2.0	0.0
44	Wilber Collier	0	0	0	0.000	0	0	0.000	0	0	0.000	0	0	0	0	0	0	0	0	0	0.0	0.0	0.0	0.0	0.0
TOTALS		52	21	54	0.389	2	12	0.167	8	14	0.571	12	8	20	-	6	2	12	15	1	52.0	0.0	20.0	2.0	6.0

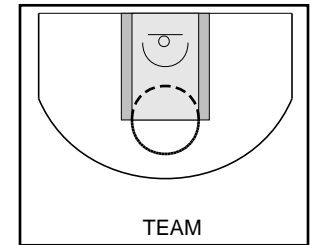
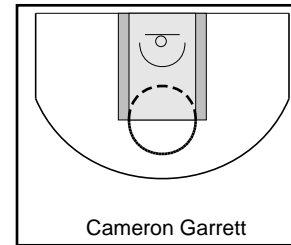
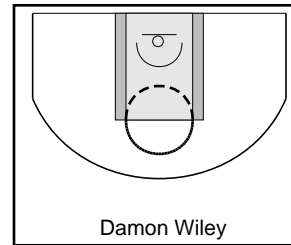
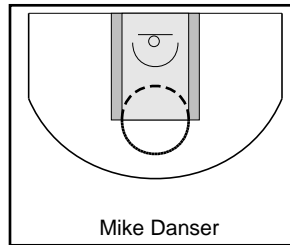
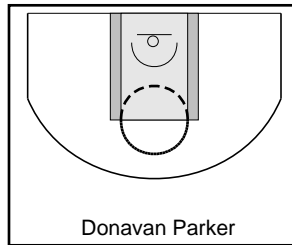
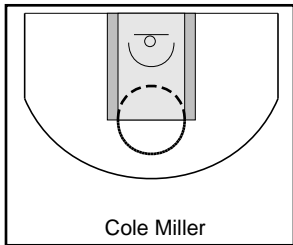
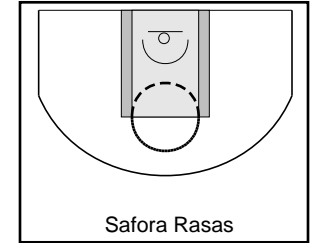
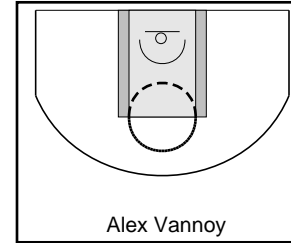
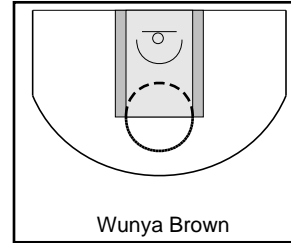
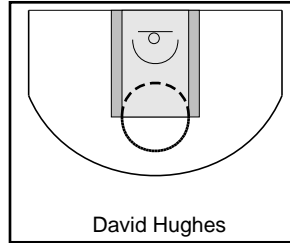
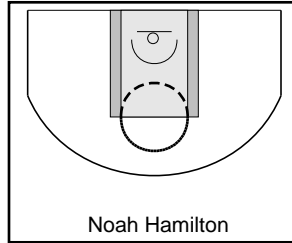
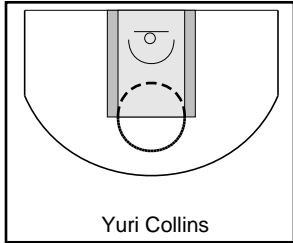
St Marys Mo

12/28/18 St Marys Mo at Cairo Pilots

	1	2	3	4	T
St Marys Mo	18	22	18	16	74
Cairo Pilots	8	8	23	13	52



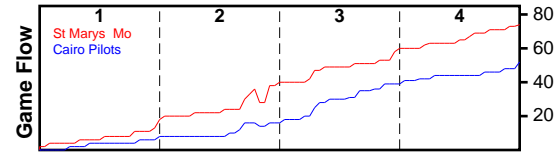
#	Name	PTS	FGM	FGA	FG%	3PM	3PA	3P%	FTM	FTA	FT%	OREB	DREB	REB	AST	STL	BLK	TO	PF
1	Yuri Collins	20	9	11	0.818	-	-	-	2	3	0.667	-	1	1	-	1	-	1	1
2	Noah Hamilton	1	0	2	0.000	-	-	-	1	2	0.500	-	1	1	-	1	-	1	1
3	David Hughes	6	2	2	1.000	1	1	1.000	1	2	0.500	-	1	1	-	1	-	2	2
4	Wunya Brown	18	6	7	0.857	4	5	0.800	2	2	1.000	-	2	2	-	2	-	1	-
5	Alex Vannoy	3	1	1	1.000	-	-	-	1	1	1.000	-	1	1	-	-	-	-	1
10	Safora Rasas	13	6	10	0.600	-	2	0.000	1	2	0.500	1	-	1	-	1	-	-	-
22	Cole Miller	7	2	4	0.500	-	1	0.000	3	6	0.500	-	4	4	-	-	-	4	3
23	Donavan Parker	2	1	4	0.250	-	-	-	-	-	-	2	5	7	-	1	1	1	2
24	Mike Danser	0	0	0	-	-	-	-	-	-	-	-	-	0	-	-	-	-	-
32	Damon Wiley	4	2	4	0.500	-	-	-	-	-	-	-	2	2	-	1	1	1	2
35	Cameron Garrett	0	0	0	-	-	-	-	-	-	-	-	-	0	-	-	-	-	-
	TEAM	0	0	0	-	-	-	-	-	-	-	-	-	0	-	-	-	-	-
	TOTALS	74	29	45	0.644	5	9	0.556	11	18	0.611	3	17	20	-	8	2	11	12



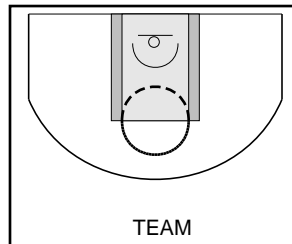
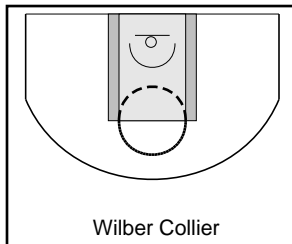
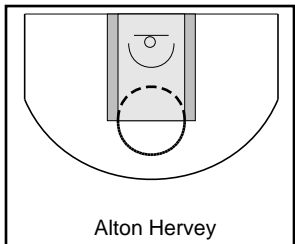
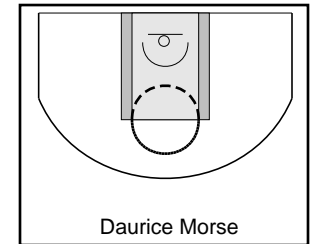
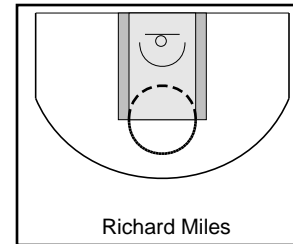
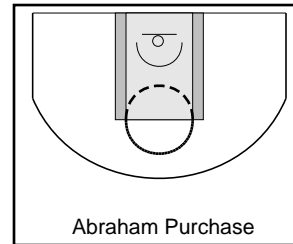
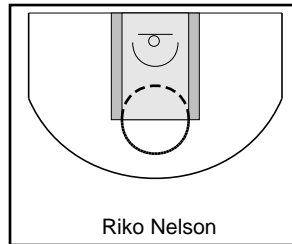
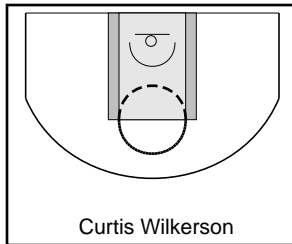
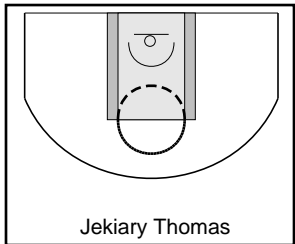
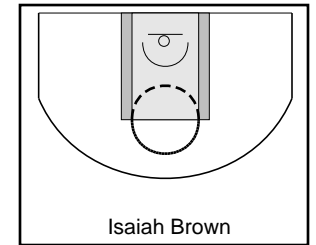
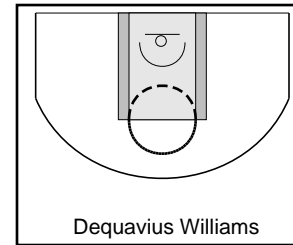
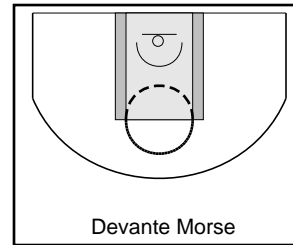
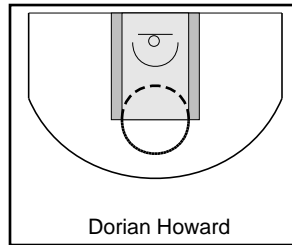
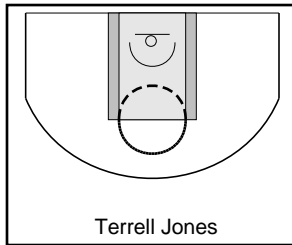
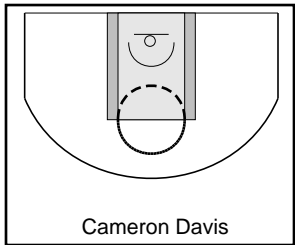
Cairo Pilots

12/28/18 St Marys Mo at Cairo Pilots

	1	2	3	4	T
St Marys Mo	18	22	18	16	74
Cairo Pilots	8	8	23	13	52



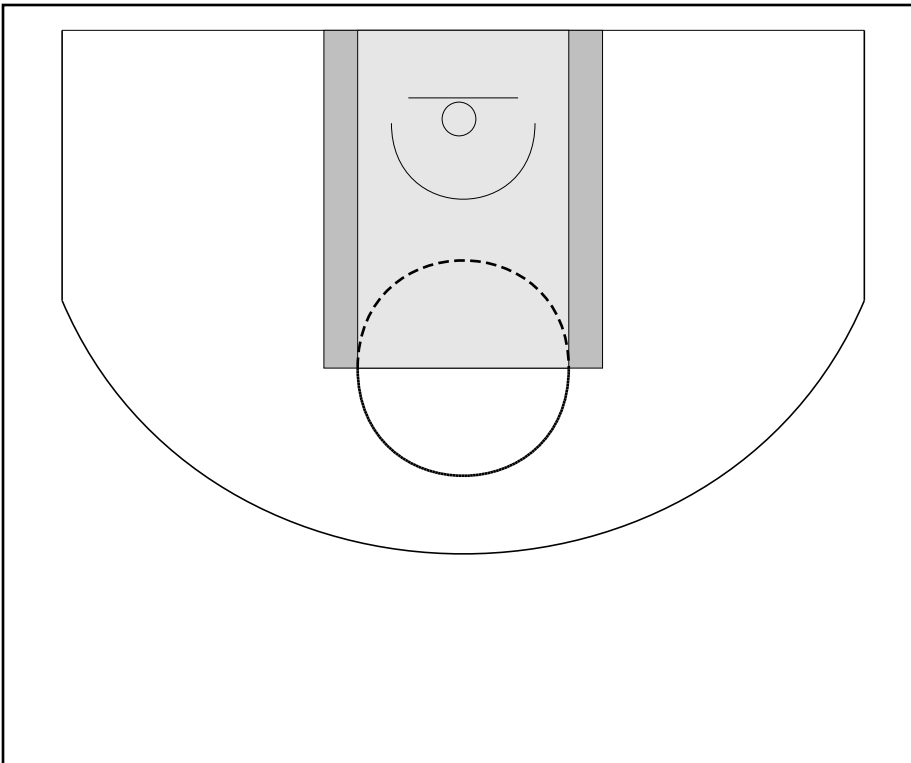
#	Name	PTS	FGM	FGA	FG%	3PM	3PA	3P%	FTM	FTA	FT%	OREB	DREB	REB	AST	STL	BLK	TO	PF
1	Cameron Davis	2	1	4	0.250	-	2	0.000	-	-	-	-	-	0	-	-	-	2	1
2	Terrell Jones	9	4	9	0.444	1	1	1.000	-	-	-	-	2	2	-	2	-	2	-
3	Dorian Howard	0	0	0	-	-	-	-	-	-	-	-	-	0	-	-	-	-	-
10	Devante Morse	0	0	0	-	-	-	-	-	-	-	-	-	0	-	-	-	-	-
11	Dequavius Williams	2	1	3	0.333	-	2	0.000	-	-	-	1	-	1	-	2	-	6	5
13	Isaiah Brown	6	2	7	0.286	-	1	0.000	2	2	1.000	-	1	1	-	-	-	1	3
21	Jekiary Thomas	0	0	0	-	-	-	-	-	-	-	-	-	0	-	-	-	-	-
23	Curtis Wilkerson	0	0	1	0.000	-	-	-	-	-	-	-	1	1	-	-	-	-	1
24	Riko Nelson	16	6	16	0.375	1	6	0.167	3	4	0.750	6	1	7	-	-	-	-	4
31	Abraham Purchase	0	0	0	-	-	-	-	-	-	-	-	-	0	-	-	-	-	-
32	Richard Miles	0	0	0	-	-	-	-	-	-	-	-	-	0	-	-	-	-	-
33	Daurice Morse	17	7	13	0.538	-	-	-	3	8	0.375	4	2	6	-	2	-	1	-
34	Alton Hervey	0	0	1	0.000	-	-	-	-	-	-	1	1	2	-	-	2	-	1
44	Wilber Collier	0	0	0	-	-	-	-	-	-	-	-	-	0	-	-	-	-	-
	TEAM	0	0	0	-	-	-	-	-	-	-	-	-	0	-	-	-	-	-
	TOTALS	52	21	54	0.389	2	12	0.167	8	14	0.571	12	8	20	-	6	2	12	15



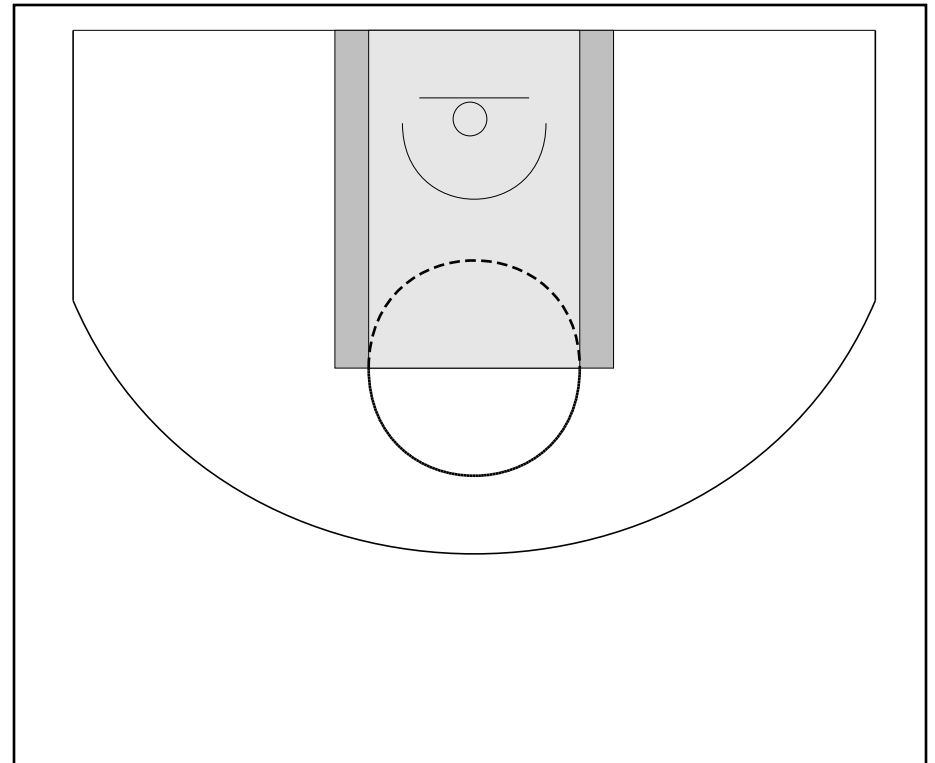
Game Summary Comparison

Statistic	St Marys Mo	Cairo Pilots
Points	74	52
<i>Field Goals</i>	29 / 45	21 / 54
<i>2 Point</i>	24 / 36	19 / 42
<i>3 Point</i>	5 / 9	2 / 12
<i>Free Throws</i>	11 / 18	8 / 14
Assists	-	-
Rebounds	20	20
<i>Offensive</i>	3	12
<i>Defensive</i>	17	8
Blocks	2	2
Steals	8	6
Deflections	0	0
Turnovers	11	12
Charges Taken	0	0
Personal Fouls	12	15

St Marys Mo



Cairo Pilots



St Marys Mo Turnovers

Period	Clock	Player	Turnover Type
1st Period	5:35	#22 Cole Miller	Other
1st Period	0:00	#3 David Hughes	Other
1st Period	0:00	#22 Cole Miller	Other
2nd Period	6:35	#22 Cole Miller	Other
2nd Period	0:04	#2 Noah Hamilton	Other
3rd Period	6:42	#4 Wunya Brown	Other
3rd Period	5:32	#1 Yuri Collins	Other
3rd Period	1:53	#23 Donovan Parker	Other
4th Period	0:51	#22 Cole Miller	Other

St Marys Mo Fouls

Period	Clock	Player	Foul
1st Period	0:00	#3 David Hughes	Reaching in (Def)
2nd Period	3:25	#2 Noah Hamilton	Blocking (Def)
2nd Period	2:57	#23 Donovan Parker	Blocking (Def)
3rd Period	7:10	#22 Cole Miller	Blocking (Def)
3rd Period	5:32	#22 Cole Miller	Blocking (Def)
3rd Period	5:10	#3 David Hughes	Charging (Off)
3rd Period	4:05	#23 Donovan Parker	Blocking (Def)
3rd Period	2:40	#32 Damon Wiley	Blocking (Def)
3rd Period	1:38	#5 Alex Vannoy	Blocking (Def)
4th Period	6:38	#22 Cole Miller	Blocking (Def)
4th Period	2:41	#1 Yuri Collins	Reaching in (Def)
4th Period	0:00	#32 Damon Wiley	Screening (Off)

Cairo Pilots Turnovers

Period	Clock	Player	Turnover Type
1st Period	3:41	#11 Dequavius Williams	Other
1st Period	1:00	#11 Dequavius Williams	Other
1st Period	0:00	#1 Cameron Davis	Other
1st Period	0:00	#33 Daurice Morse	Other
2nd Period	7:14	#11 Dequavius Williams	Other
2nd Period	5:06	#2 Terrell Jones	Other
2nd Period	4:08	#13 Isaiah Brown	Other
2nd Period	1:33	#11 Dequavius Williams	Other
2nd Period	0:00	#1 Cameron Davis	Other
3rd Period	5:32	#11 Dequavius Williams	Other
4th Period	3:01	#11 Dequavius Williams	Other
4th Period	0:20	#2 Terrell Jones	Other

Cairo Pilots Fouls

Period	Clock	Player	Foul
1st Period	4:01	#13 Isaiah Brown	Blocking (Def)
1st Period	0:45	#34 Alton Hervey	Blocking (Def)
1st Period	0:00	#13 Isaiah Brown	Blocking (Def)
1st Period	0:00	#1 Cameron Davis	Blocking (Def)
1st Period	0:00	#11 Dequavius Williams	Blocking (Def)
2nd Period	2:02	#24 Riko Nelson	Blocking (Def)
2nd Period	0:57	#11 Dequavius Williams	Blocking (Def)
2nd Period	0:58	#11 Dequavius Williams	Blocking (Def)
3rd Period	5:34	#24 Riko Nelson	Blocking (Def)
3rd Period	0:24	#11 Dequavius Williams	Blocking (Def)
3rd Period	0:13	#24 Riko Nelson	Reaching in (Def)
3rd Period	0:13	#13 Isaiah Brown	Blocking (Def)
4th Period	5:48	#24 Riko Nelson	Blocking (Def)
4th Period	1:31	#11 Dequavius Williams	Reaching in (Def)
4th Period	0:00	#23 Curtis Wilkerson	Blocking (Def)