



Game Stats - 12/27/18 Mccleure South-Berkeley at Collins Academy

#	Name	PTS	FGM	FGA	FG%	3PM	3PA	3P%	FTM	FTA	FT%	OREB	DREB	REB	AST	STL	BLK	TO	PF	G	PPG	APG	RPG	BPG	SPG
0	Treveon Jackson	5	2	8	0.250	1	3	0.333	0	2	0.000	0	0	0	0	1	0	2	5	1	5.0	0.0	0.0	0.0	1.0
1	Gerald Jackson Jr	17	6	16	0.375	2	8	0.250	3	6	0.500	0	4	4	0	2	0	0	4	1	17.0	0.0	4.0	0.0	2.0
2	Demondre Gunter Jr	12	4	11	0.364	0	1	0.000	4	4	1.000	4	2	6	0	1	0	2	1	1	12.0	0.0	6.0	0.0	1.0
3	John Moseby	3	1	2	0.500	0	0	0.000	1	2	0.500	2	2	4	0	1	0	1	2	1	3.0	0.0	4.0	0.0	1.0
4	Mykal Taylor	11	4	8	0.500	1	2	0.500	2	2	1.000	2	4	6	0	0	0	0	1	1	11.0	0.0	6.0	0.0	0.0
5	Sidney Roberson	0	0	1	0.000	0	0	0.000	0	0	0.000	1	0	1	0	1	0	0	0	1	0.0	0.0	1.0	0.0	1.0
11	Marshawn Moore	0	0	2	0.000	0	1	0.000	0	0	0.000	1	0	1	0	0	0	0	1	1	0.0	0.0	1.0	0.0	0.0
13	Ivan Mason	0	0	1	0.000	0	0	0.000	0	2	0.000	1	1	2	0	0	0	0	0	1	0.0	0.0	2.0	0.0	0.0
15	Kayon Hill	0	0	0	0.000	0	0	0.000	0	0	0.000	0	0	0	0	0	0	0	0	0	0.0	0.0	0.0	0.0	0.0
21	Isaac Miller	0	0	0	0.000	0	0	0.000	0	0	0.000	0	0	0	0	0	0	0	0	0	0.0	0.0	0.0	0.0	0.0
23	Jermon Buchanan Jr	0	0	0	0.000	0	0	0.000	0	0	0.000	0	0	0	0	0	0	0	0	1	0.0	0.0	0.0	0.0	0.0
32	Tony McMiller	2	1	4	0.250	0	0	0.000	0	0	0.000	0	1	1	0	2	0	0	4	1	2.0	0.0	1.0	0.0	2.0
34	David Robinson	0	0	0	0.000	0	0	0.000	0	0	0.000	0	0	0	0	0	0	0	0	0	0.0	0.0	0.0	0.0	0.0
45	Torre McMiller	0	0	0	0.000	0	0	0.000	0	0	0.000	0	0	0	0	0	0	0	0	0	0.0	0.0	0.0	0.0	0.0
	TEAM	0	0	0	0.000	0	0	0.000	0	0	0.000	0	0	0	0	0	0	1	1	1	0.0	0.0	0.0	0.0	0.0
	TOTALS	50	18	53	0.340	4	15	0.267	10	18	0.556	11	14	25	-	8	-	6	19	1	50.0	0.0	25.0	0.0	8.0



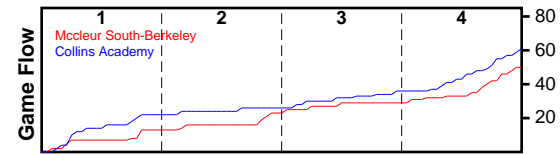
Game Stats - 12/27/18 McClellan South-Berkeley at Collins Academy

#	Name	PTS	FGM	FGA	FG%	3PM	3PA	3P%	FTM	FTA	FT%	OREB	DREB	REB	AST	STL	BLK	TO	PF	G	PPG	APG	RPG	BPG	SPG
0	Demarcus Williams	13	4	8	0.500	0	2	0.000	5	6	0.833	0	4	4	0	1	0	1	3	1	13.0	0.0	4.0	0.0	1.0
1	Arthur Bell	0	0	0	0.000	0	0	0.000	0	0	0.000	0	0	0	0	0	0	0	0	0	0.0	0.0	0.0	0.0	0.0
4	Keyandre Spann	2	1	3	0.333	0	1	0.000	0	0	0.000	1	2	3	0	0	0	0	1	1	2.0	0.0	3.0	0.0	0.0
5	Jaquan Embrey	18	5	11	0.455	0	2	0.000	8	9	0.889	0	6	6	0	3	0	1	4	1	18.0	0.0	6.0	0.0	3.0
10	Jesse King	5	2	4	0.500	0	0	0.000	1	4	0.250	1	2	3	0	1	1	1	1	1	5.0	0.0	3.0	1.0	1.0
11	Jarquise Jackson	18	5	8	0.625	0	0	0.000	8	9	0.889	0	1	1	0	1	0	0	5	1	18.0	0.0	1.0	0.0	1.0
13	Amir Harris	0	0	1	0.000	0	0	0.000	0	0	0.000	0	0	0	0	0	0	0	3	1	0.0	0.0	0.0	0.0	0.0
15	Christopher Turner	2	1	3	0.333	0	0	0.000	0	0	0.000	4	3	7	0	1	0	0	3	1	2.0	0.0	7.0	0.0	1.0
20	Cantrell Dotson	0	0	0	0.000	0	0	0.000	0	0	0.000	0	0	0	0	0	0	0	0	0	0.0	0.0	0.0	0.0	0.0
21	Davieon Jones	0	0	0	0.000	0	0	0.000	0	0	0.000	0	0	0	0	0	0	0	0	0	0.0	0.0	0.0	0.0	0.0
22	Gabriel Jackson	1	0	2	0.000	0	1	0.000	1	2	0.500	0	1	1	0	0	0	0	0	1	1.0	0.0	1.0	0.0	0.0
23	Lavares Edwards	0	0	0	0.000	0	0	0.000	0	0	0.000	0	0	0	0	0	0	0	0	0	0.0	0.0	0.0	0.0	0.0
24	Marquell Washington	0	0	0	0.000	0	0	0.000	0	0	0.000	0	0	0	0	0	0	0	0	0	0.0	0.0	0.0	0.0	0.0
33	Montese Winchster	0	0	0	0.000	0	0	0.000	0	0	0.000	0	1	1	0	0	0	0	1	1	0.0	0.0	1.0	0.0	0.0
33	Jamelle Wilkerson	0	0	0	0.000	0	0	0.000	0	0	0.000	0	0	0	0	0	0	0	0	0	0.0	0.0	0.0	0.0	0.0
34	Lionel Wilson	2	1	3	0.333	0	0	0.000	0	0	0.000	3	1	4	0	0	1	0	0	1	2.0	0.0	4.0	1.0	0.0
TOTALS		61	19	43	0.442	-	6	0.000	23	30	0.767	9	21	30	-	7	2	3	21	1	61.0	0.0	30.0	2.0	7.0

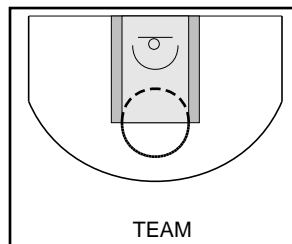
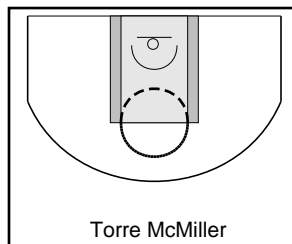
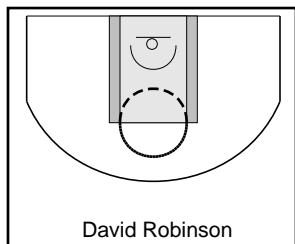
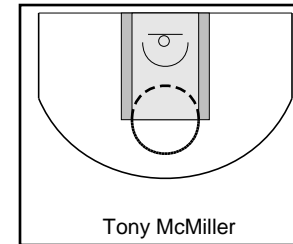
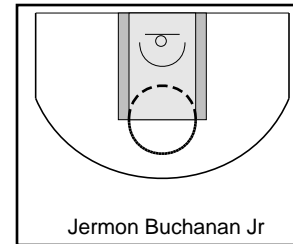
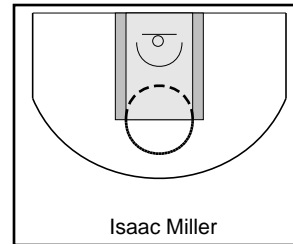
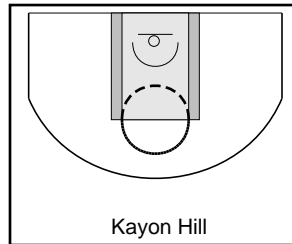
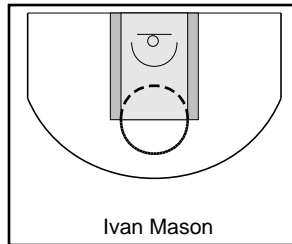
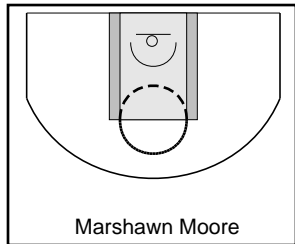
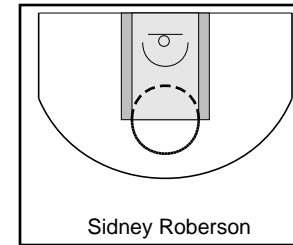
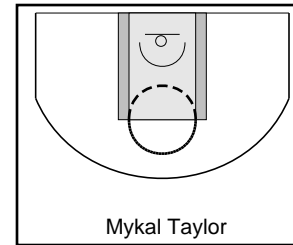
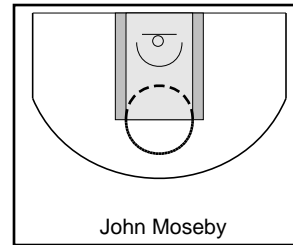
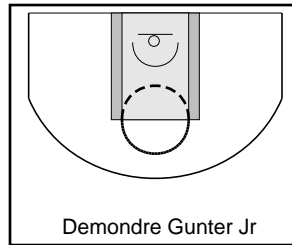
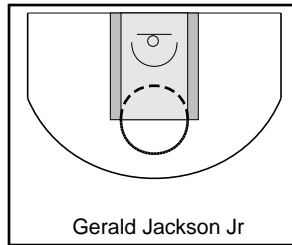
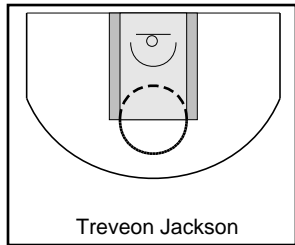
Mccleur South-Berkeley

12/27/18 Mccleur South-Berkeley at Collins Academy

	1	2	3	4	T
Mccleur South-	13	10	6	21	50
Collins Academy	22	4	10	25	61



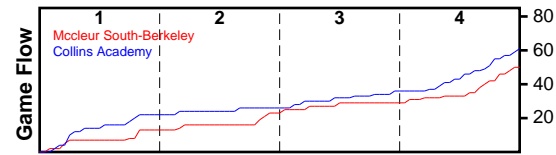
#	Name	PTS	FGM	FGA	FG%	3PM	3PA	3P%	FTM	FTA	FT%	OREB	DREB	REB	AST	STL	BLK	TO	PF
0	Treveen Jackson	5	2	8	0.250	1	3	0.333	-	2	0.000	-	-	0	-	1	-	2	5
1	Gerald Jackson Jr	17	6	16	0.375	2	8	0.250	3	6	0.500	-	4	4	-	2	-	-	4
2	Demondre Gunter Jr	12	4	11	0.364	-	1	0.000	4	4	1.000	4	2	6	-	1	-	2	1
3	John Moseby	3	1	2	0.500	-	-	-	1	2	0.500	2	2	4	-	1	-	1	2
4	Mykal Taylor	11	4	8	0.500	1	2	0.500	2	2	1.000	2	4	6	-	-	-	-	1
5	Sidney Roberson	0	0	1	0.000	-	-	-	-	-	-	1	-	1	-	1	-	-	-
11	Marshawn Moore	0	0	2	0.000	-	1	0.000	-	-	-	1	-	1	-	-	-	-	1
13	Ivan Mason	0	0	1	0.000	-	-	-	-	2	0.000	1	1	2	-	-	-	-	-
15	Kayon Hill	0	0	0	-	-	-	-	-	-	-	-	-	0	-	-	-	-	-
21	Isaac Miller	0	0	0	-	-	-	-	-	-	-	-	-	0	-	-	-	-	-
23	Jermon Buchanan Jr	0	0	0	-	-	-	-	-	-	-	-	-	0	-	-	-	-	-
32	Tony McMiller	2	1	4	0.250	-	-	-	-	-	-	-	1	1	-	2	-	-	4
34	David Robinson	0	0	0	-	-	-	-	-	-	-	-	-	0	-	-	-	-	-
45	Torre McMiller	0	0	0	-	-	-	-	-	-	-	-	-	0	-	-	-	-	-
	TEAM	0	0	0	-	-	-	-	-	-	-	-	-	0	-	-	-	1	1
	TOTALS	50	18	53	0.340	4	15	0.267	10	18	0.556	11	14	25	-	8	-	6	19



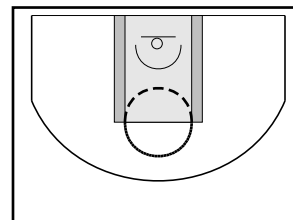
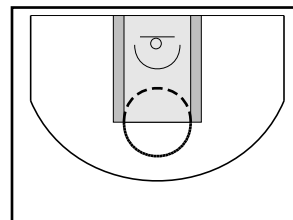
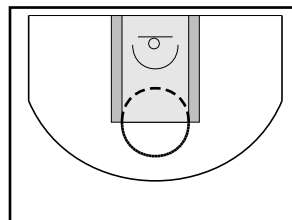
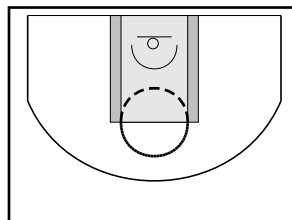
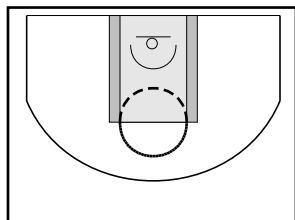
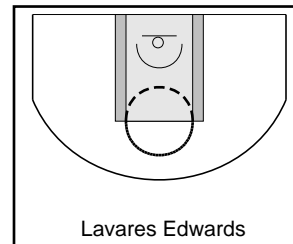
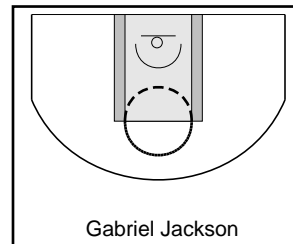
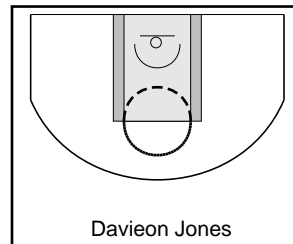
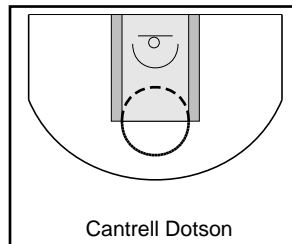
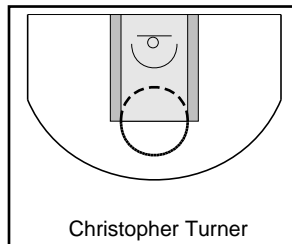
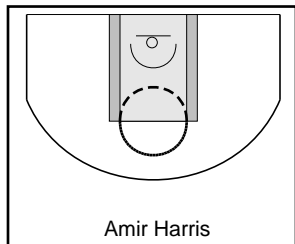
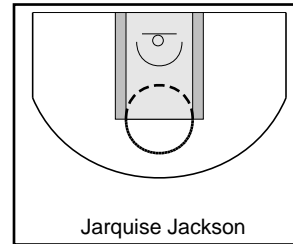
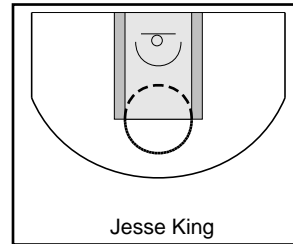
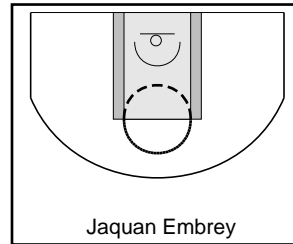
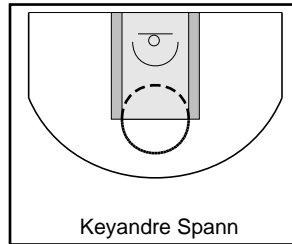
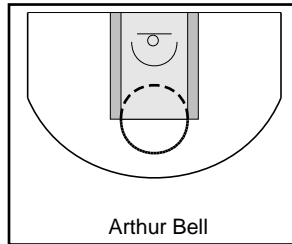
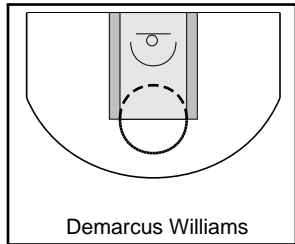
Collins Academy

12/27/18 McClell South-Berkeley at Collins Academy

	1	2	3	4	T
McClell South-	13	10	6	21	50
Collins Academy	22	4	10	25	61



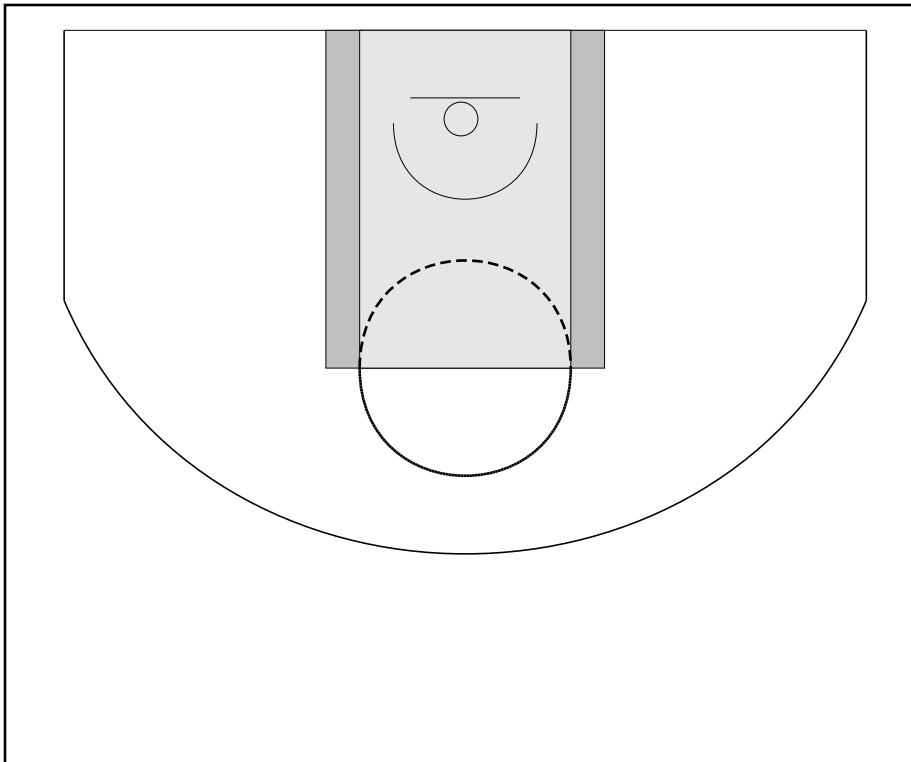
#	Name	PTS	FGM	FGA	FG%	3PM	3PA	3P%	FTM	FTA	FT%	OREB	DREB	REB	AST	STL	BLK	TO	PF
0	Demarcus Williams	13	4	8	0.500	-	2	0.000	5	6	0.833	-	4	4	-	1	-	1	3
1	Arthur Bell	0	0	0	-	-	-	-	-	-	-	-	-	0	-	-	-	-	-
4	Keyandre Spann	2	1	3	0.333	-	1	0.000	-	-	-	1	2	3	-	-	-	-	1
5	Jaquan Embrey	18	5	11	0.455	-	2	0.000	8	9	0.889	-	6	6	-	3	-	1	4
10	Jesse King	5	2	4	0.500	-	-	-	1	4	0.250	1	2	3	-	1	1	1	1
11	Jarquise Jackson	18	5	8	0.625	-	-	-	8	9	0.889	-	1	1	-	1	-	-	5
13	Amir Harris	0	0	1	0.000	-	-	-	-	-	-	-	-	0	-	-	-	-	3
15	Christopher Turner	2	1	3	0.333	-	-	-	-	-	-	4	3	7	-	1	-	-	3
20	Cantrell Dotson	0	0	0	-	-	-	-	-	-	-	-	-	0	-	-	-	-	-
21	Davieon Jones	0	0	0	-	-	-	-	-	-	-	-	-	0	-	-	-	-	-
22	Gabriel Jackson	1	0	2	0.000	-	1	0.000	1	2	0.500	-	1	1	-	-	-	-	-
23	Lavares Edwards	0	0	0	-	-	-	-	-	-	-	-	-	0	-	-	-	-	-
24	Marquell Washington	0	0	0	-	-	-	-	-	-	-	-	-	0	-	-	-	-	-
33	Montese Winchster	0	0	0	-	-	-	-	-	-	-	-	1	1	-	-	-	-	1
33	Jamelle Wilkerson	0	0	0	-	-	-	-	-	-	-	-	-	0	-	-	-	-	-
34	Lionel Wilson	2	1	3	0.333	-	-	-	-	-	-	3	1	4	-	-	1	-	-
	TEAM	0	0	0	-	-	-	-	-	-	-	-	-	0	-	-	-	-	-
	TOTALS	61	19	43	0.442	-	6	0.000	23	30	0.767	9	21	30	-	7	2	3	21



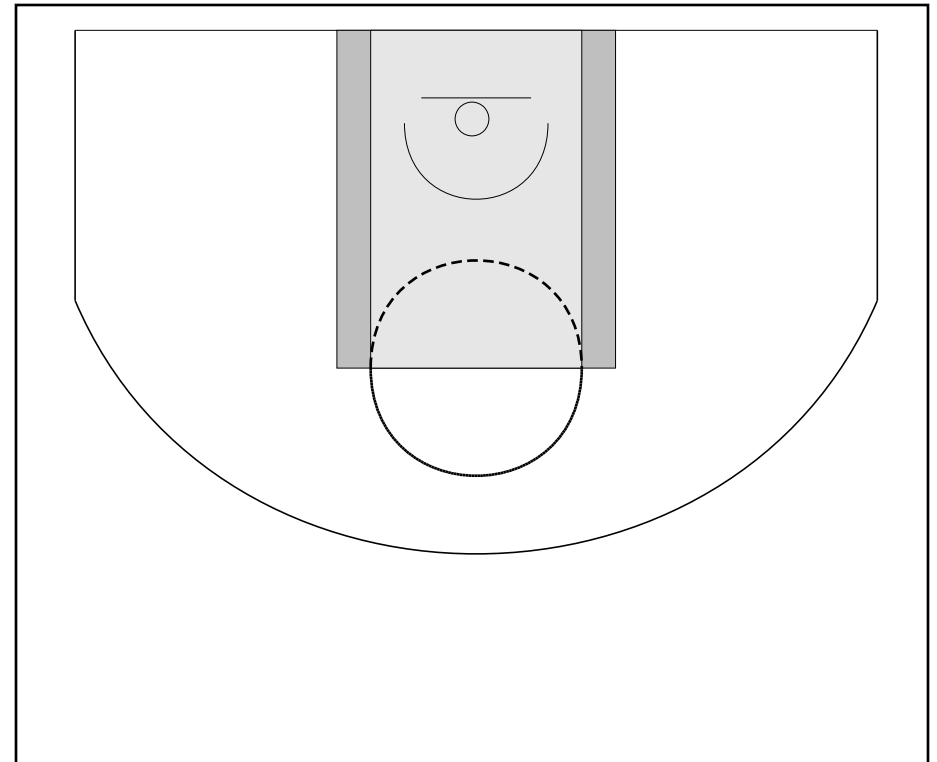
Game Summary Comparison

Statistic	Mccleaur South-Berkeley	Collins Academy
Points	50	61
<i>Field Goals</i>	18 / 53	19 / 43
<i>2 Point</i>	14 / 38	19 / 37
<i>3 Point</i>	4 / 15	- / 6
<i>Free Throws</i>	10 / 18	23 / 30
Assists	-	-
Rebounds	25	30
<i>Offensive</i>	11	9
<i>Defensive</i>	14	21
Blocks	-	2
Steals	8	7
Deflections	0	0
Turnovers	6	3
Charges Taken	0	0
Personal Fouls	19	21
Technical Fouls	1	0

Mccleaur South-Berkeley



Collins Academy



Mccleaur South-Berkeley Turnovers

Period	Clock	Player	Turnover Type
1st Period	2:32	#2 Demondre Gunter Jr	Other
2nd Period	6:48	#0 Treveon Jackson	Other
2nd Period	2:51	#3 John Moseby	Other
3rd Period	5:13	#0 Treveon Jackson	Other
4th Period	5:31	#2 Demondre Gunter Jr	Other

Mccleaur South-Berkeley Fouls

Period	Clock	Player	Foul
1st Period	6:00	#32 Tony McMiller	Blocking (Def)
1st Period	5:47	#1 Gerald Jackson Jr	Blocking (Def)
1st Period	5:42	#0 Treveon Jackson	Reaching in (Def)
3rd Period	4:29	#32 Tony McMiller	Blocking (Def)
3rd Period	4:19	#1 Gerald Jackson Jr	Blocking (Def)
3rd Period	4:19	#1 Gerald Jackson Jr	Pushing (Def)
3rd Period	3:29	#32 Tony McMiller	Blocking (Def)
3rd Period	2:57	#32 Tony McMiller	Blocking (Def)
3rd Period	1:33	#0 Treveon Jackson	Blocking (Def)
3rd Period	0:17	#0 Treveon Jackson	Blocking (Def)
4th Period	5:47	#11 Marshawn Moore	Reaching in (Def)
4th Period	5:17	#1 Gerald Jackson Jr	Blocking (Def)
4th Period	3:50	The team	Unsportsmanlike conduct (Tech)
4th Period	3:23	#3 John Moseby	Blocking (Def)
4th Period	2:24	#2 Demondre Gunter Jr	Reaching in (Def)
4th Period	1:30	#0 Treveon Jackson	Pushing (Def)
4th Period	0:51	#0 Treveon Jackson	Blocking (Def)
4th Period	0:40	#3 John Moseby	Reaching in (Def)
4th Period	0:00	#4 Mykal Taylor	Blocking (Def)

Collins Academy Turnovers

Period	Clock	Player	Turnover Type
1st Period	7:22	#10 Jesse King	Other
2nd Period	7:27	#5 Jaquan Embrey	Other
2nd Period	3:41	#0 Demarcus Williams	Other

Collins Academy Fouls

Period	Clock	Player	Foul
1st Period	5:50	#5 Jaquan Embrey	Reaching in (Def)
1st Period	3:11	#4 Keyandre Spann	Blocking (Def)
1st Period	1:59	#11 Jarquise Jackson	Blocking (Def)
1st Period	1:06	#11 Jarquise Jackson	Reaching in (Def)
1st Period	1:06	#0 Demarcus Williams	Reaching in (Def)
2nd Period	7:43	#33 Montese Winchster	Reaching in (Def)
2nd Period	6:22	#10 Jesse King	Reaching in (Def)
2nd Period	4:17	#5 Jaquan Embrey	Pushing (Def)
2nd Period	4:09	#15 Christopher Turner	Reaching in (Def)
2nd Period	0:06	#15 Christopher Turner	Pushing (Def)
3rd Period	4:19	#11 Jarquise Jackson	Blocking (Def)
3rd Period	4:03	#5 Jaquan Embrey	Blocking (Def)
4th Period	6:41	#0 Demarcus Williams	Reaching in (Def)
4th Period	6:20	#13 Amir Harris	Blocking (Def)
4th Period	4:53	#13 Amir Harris	Reaching in (Def)
4th Period	4:20	#13 Amir Harris	Blocking (Def)
4th Period	3:50	#15 Christopher Turner	Blocking (Def)
4th Period	2:01	#0 Demarcus Williams	Reaching in (Def)
4th Period	1:08	#5 Jaquan Embrey	Blocking (Def)
4th Period	1:08	#11 Jarquise Jackson	Blocking (Def)
4th Period	0:06	#11 Jarquise Jackson	Blocking (Def)