



## Game Stats - 12/29/18 Covington at St Marys Mo

#	Name	PTS	FGM	FGA	FG%	3PM	3PA	3P%	FTM	FTA	FT%	OREB	DREB	REB	AST	STL	BLK	TO	PF	G	PPG	APG	RPG	BPG	SPG
1	Devin Dean	8	3	7	0.429	2	6	0.333	0	0	0.000	0	0	0	0	0	0	1	1	1	8.0	0.0	0.0	0.0	0.0
3	Vontae Powell	18	8	13	0.615	1	3	0.333	1	4	0.250	0	3	3	0	0	0	1	3	1	18.0	0.0	3.0	0.0	0.0
4	Arlandis Smith	0	0	0	0.000	0	0	0.000	0	0	0.000	0	0	0	0	0	0	0	0	0	0.0	0.0	0.0	0.0	0.0
10	Bremarius Tipton	0	0	0	0.000	0	0	0.000	0	0	0.000	0	0	0	0	0	0	0	0	0	0.0	0.0	0.0	0.0	0.0
11	Myles Starks	0	0	0	0.000	0	0	0.000	0	0	0.000	0	0	0	0	0	0	0	0	0	0.0	0.0	0.0	0.0	0.0
14	TyJuan Smith	8	4	12	0.333	0	0	0.000	0	2	0.000	4	4	8	0	0	0	1	1	1	8.0	0.0	8.0	0.0	0.0
20	Ladarius Griggs	8	3	8	0.375	0	1	0.000	2	3	0.667	0	0	0	0	2	0	3	3	1	8.0	0.0	0.0	0.0	2.0
22	CJ Fayne	0	0	0	0.000	0	0	0.000	0	0	0.000	0	0	0	0	0	0	0	0	0	0.0	0.0	0.0	0.0	0.0
23	Malik Coffey	0	0	4	0.000	0	2	0.000	0	1	0.000	2	1	3	0	0	0	2	2	1	0.0	0.0	3.0	0.0	0.0
24	Michael Renfrow	0	0	0	0.000	0	0	0.000	0	0	0.000	0	0	0	0	0	0	0	0	0	0.0	0.0	0.0	0.0	0.0
30	Bryson Stowers	2	1	3	0.333	0	1	0.000	0	0	0.000	0	1	1	0	0	0	1	0	1	2.0	0.0	1.0	0.0	0.0
35	Brandon Alston	18	7	9	0.778	1	1	1.000	3	4	0.750	2	4	6	0	0	1	1	3	1	18.0	0.0	6.0	1.0	0.0
40	Davonta Smith	0	0	0	0.000	0	0	0.000	0	0	0.000	0	0	0	0	0	0	0	0	0	0.0	0.0	0.0	0.0	0.0
42	Myree Marshall	0	0	0	0.000	0	0	0.000	0	0	0.000	0	0	0	0	0	0	0	0	0	0.0	0.0	0.0	0.0	0.0
<b>TOTALS</b>		<b>62</b>	<b>26</b>	<b>56</b>	<b>0.464</b>	<b>4</b>	<b>14</b>	<b>0.286</b>	<b>6</b>	<b>14</b>	<b>0.429</b>	<b>8</b>	<b>13</b>	<b>21</b>	<b>-</b>	<b>2</b>	<b>1</b>	<b>10</b>	<b>13</b>	<b>1</b>	<b>62.0</b>	<b>0.0</b>	<b>21.0</b>	<b>1.0</b>	<b>2.0</b>



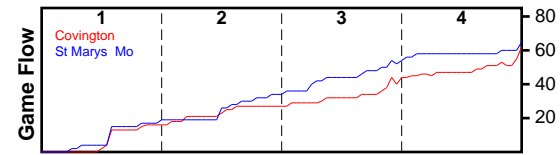
### Game Stats - 12/29/18 Covington at St Marys Mo

#	Name	PTS	FGM	FGA	FG%	3PM	3PA	3P%	FTM	FTA	FT%	OREB	DREB	REB	AST	STL	BLK	TO	PF	G	PPG	APG	RPG	BPG	SPG
1	Yuri Collins	16	8	16	0.500	0	4	0.000	0	2	0.000	0	6	6	0	1	0	3	3	1	16.0	0.0	6.0	0.0	1.0
2	Noah Hamilton	5	2	2	1.000	1	1	1.000	0	1	0.000	0	0	0	0	1	0	0	1	1	5.0	0.0	0.0	0.0	1.0
3	David Hughes	1	0	0	0.000	0	0	0.000	1	2	0.500	0	0	0	0	0	0	0	0	1	1.0	0.0	0.0	0.0	0.0
4	Wunya Brown	8	1	6	0.167	0	4	0.000	6	7	0.857	0	1	1	0	3	0	3	3	1	8.0	0.0	1.0	0.0	3.0
5	Alex Vannoy	0	0	0	0.000	0	0	0.000	0	0	0.000	0	1	1	0	0	0	0	0	1	0.0	0.0	1.0	0.0	0.0
10	Safora Rasas	15	7	10	0.700	0	0	0.000	1	4	0.250	2	3	5	0	0	0	3	0	1	15.0	0.0	5.0	0.0	0.0
22	Cole Miller	8	4	6	0.667	0	0	0.000	0	0	0.000	0	4	4	0	0	0	0	2	1	8.0	0.0	4.0	0.0	0.0
23	Donavan Parker	6	3	8	0.375	0	2	0.000	0	0	0.000	2	8	10	0	0	1	4	4	1	6.0	0.0	10.0	1.0	0.0
24	Mike Danser	0	0	0	0.000	0	0	0.000	0	0	0.000	0	0	0	0	0	0	0	0	0	0.0	0.0	0.0	0.0	0.0
32	Damon Wiley	6	3	4	0.750	0	0	0.000	0	0	0.000	0	2	2	0	0	0	1	1	1	6.0	0.0	2.0	0.0	0.0
35	Cameron Garrett	0	0	0	0.000	0	0	0.000	0	0	0.000	0	0	0	0	0	0	0	0	0	0.0	0.0	0.0	0.0	0.0
<b>TOTALS</b>		<b>65</b>	<b>28</b>	<b>52</b>	<b>0.538</b>	<b>1</b>	<b>11</b>	<b>0.091</b>	<b>8</b>	<b>16</b>	<b>0.500</b>	<b>4</b>	<b>25</b>	<b>29</b>	<b>-</b>	<b>5</b>	<b>1</b>	<b>14</b>	<b>14</b>	<b>1</b>	<b>65.0</b>	<b>0.0</b>	<b>29.0</b>	<b>1.0</b>	<b>5.0</b>

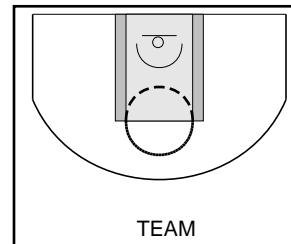
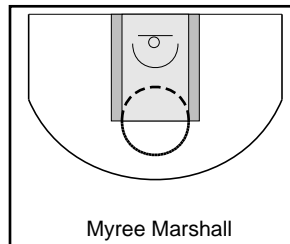
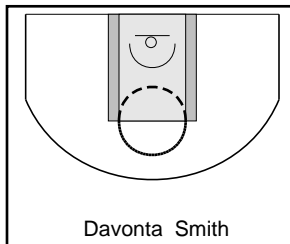
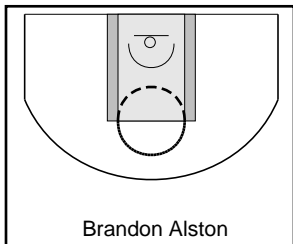
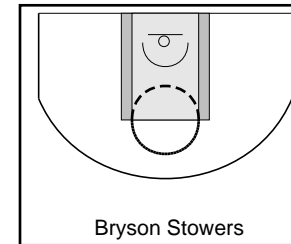
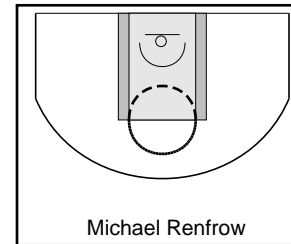
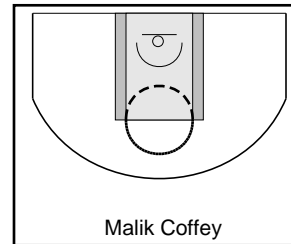
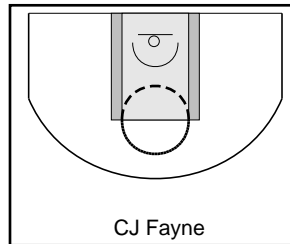
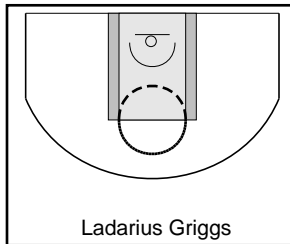
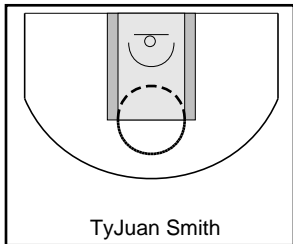
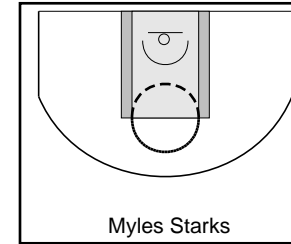
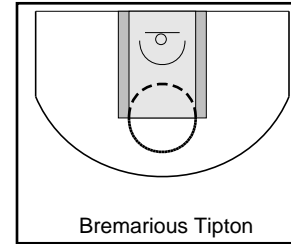
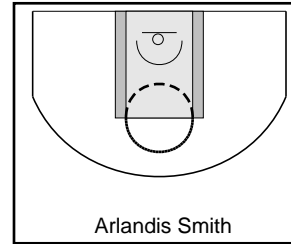
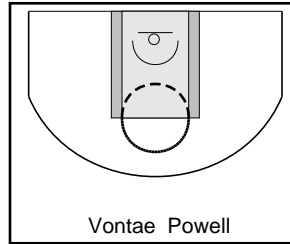
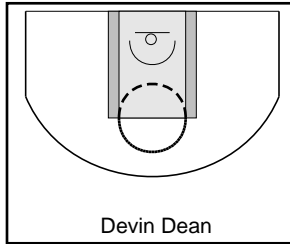
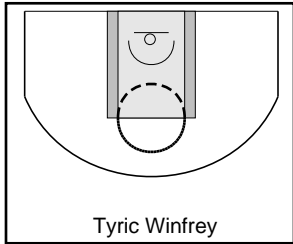
# Covington

12/29/18 Covington at St Marys Mo

	1	2	3	4	T
Covington	16	11	17	18	62
St Marys Mo	17	17	20	11	65



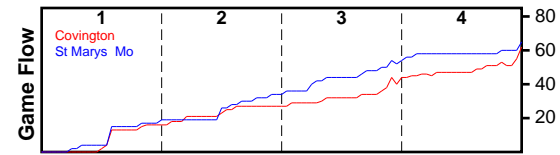
#	Name	PTS	FGM	FGA	FG%	3PM	3PA	3P%	FTM	FTA	FT%	OREB	DREB	REB	AST	STL	BLK	TO	PF
0	Tyric Winfrey	0	0	0	-	-	-	-	-	-	-	-	-	0	-	-	-	-	-
1	Devin Dean	8	3	7	0.429	2	6	0.333	-	-	-	-	-	0	-	-	-	1	1
3	Vontae Powell	18	8	13	0.615	1	3	0.333	1	4	0.250	-	3	3	-	-	-	1	3
4	Arlandis Smith	0	0	0	-	-	-	-	-	-	-	-	-	0	-	-	-	-	-
10	Bremarius Tipton	0	0	0	-	-	-	-	-	-	-	-	-	0	-	-	-	-	-
11	Myles Starks	0	0	0	-	-	-	-	-	-	-	-	-	0	-	-	-	-	-
14	TyJuan Smith	8	4	12	0.333	-	-	-	-	2	0.000	4	4	8	-	-	-	1	1
20	Ladarius Griggs	8	3	8	0.375	-	1	0.000	2	3	0.667	-	-	0	-	2	-	3	3
22	CJ Fayne	0	0	0	-	-	-	-	-	-	-	-	-	0	-	-	-	-	-
23	Malik Coffey	0	0	4	0.000	-	2	0.000	-	1	0.000	2	1	3	-	-	-	2	2
24	Michael Renfrow	0	0	0	-	-	-	-	-	-	-	-	-	0	-	-	-	-	-
30	Bryson Stowers	2	1	3	0.333	-	1	0.000	-	-	-	-	1	1	-	-	-	1	-
35	Brandon Alston	18	7	9	0.778	1	1	1.000	3	4	0.750	2	4	6	-	-	1	1	3
40	Davonta Smith	0	0	0	-	-	-	-	-	-	-	-	-	0	-	-	-	-	-
42	Myree Marshall	0	0	0	-	-	-	-	-	-	-	-	-	0	-	-	-	-	-
	TEAM	0	0	0	-	-	-	-	-	-	-	-	-	0	-	-	-	-	-
	<b>TOTALS</b>	<b>62</b>	<b>26</b>	<b>56</b>	<b>0.464</b>	<b>4</b>	<b>14</b>	<b>0.286</b>	<b>6</b>	<b>14</b>	<b>0.429</b>	<b>8</b>	<b>13</b>	<b>21</b>	<b>-</b>	<b>2</b>	<b>1</b>	<b>10</b>	<b>13</b>



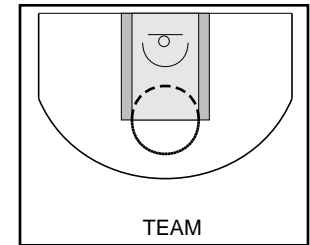
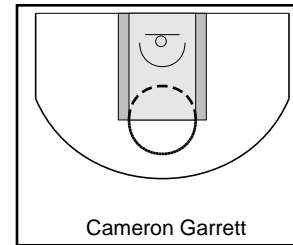
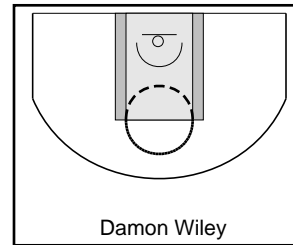
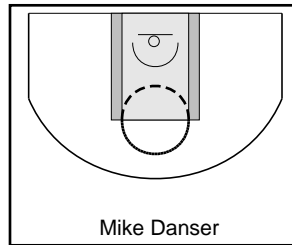
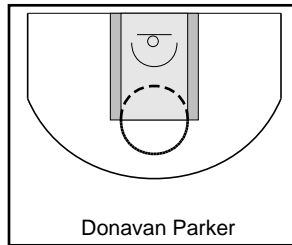
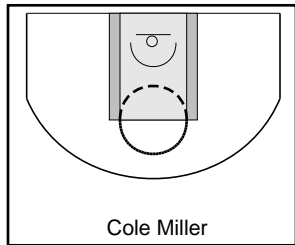
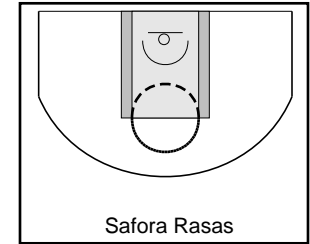
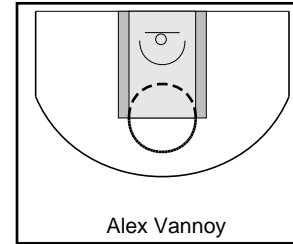
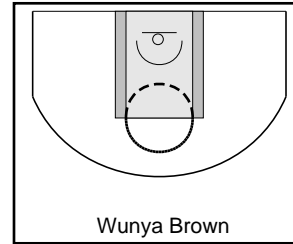
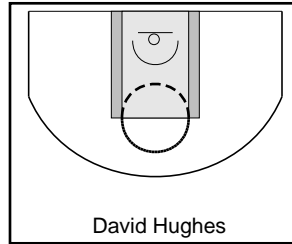
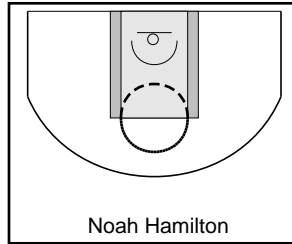
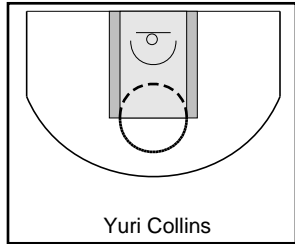
# St Marys Mo

12/29/18 Covington at St Marys Mo

	1	2	3	4	T
Covington	16	11	17	18	62
St Marys Mo	17	17	20	11	65



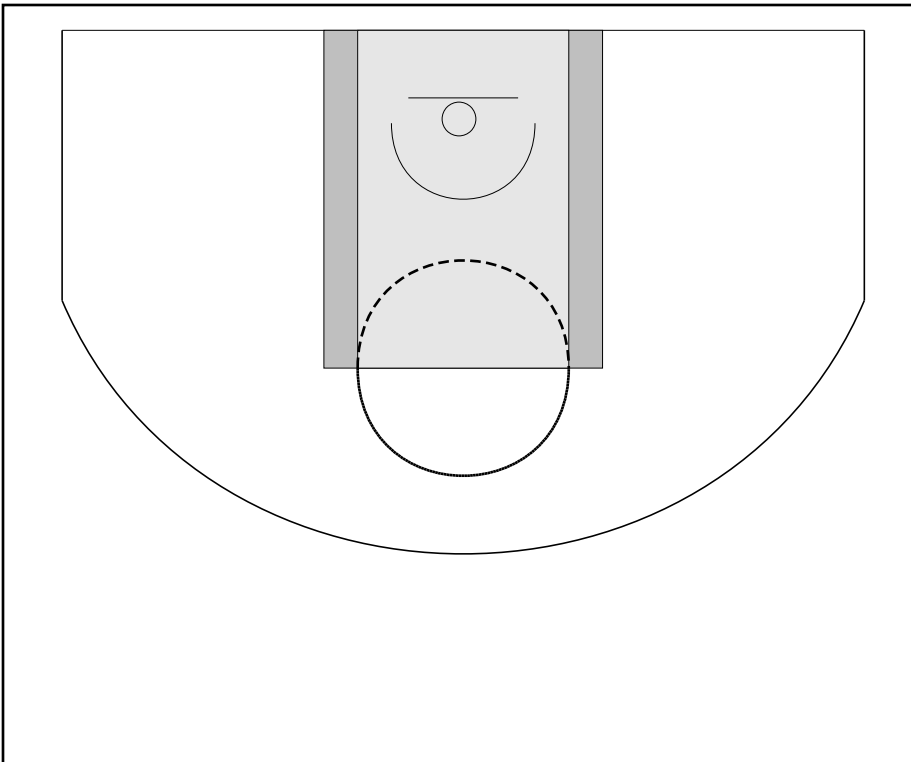
#	Name	PTS	FGM	FGA	FG%	3PM	3PA	3P%	FTM	FTA	FT%	OREB	DREB	REB	AST	STL	BLK	TO	PF
1	Yuri Collins	16	8	16	0.500	-	4	0.000	-	2	0.000	-	6	6	-	1	-	3	3
2	Noah Hamilton	5	2	2	1.000	1	1	1.000	-	1	0.000	-	-	0	-	1	-	-	1
3	David Hughes	1	0	0	-	-	-	-	1	2	0.500	-	-	0	-	-	-	-	-
4	Wunya Brown	8	1	6	0.167	-	4	0.000	6	7	0.857	-	1	1	-	3	-	3	3
5	Alex Vannoy	0	0	0	-	-	-	-	-	-	-	-	1	1	-	-	-	-	-
10	Safora Rasas	15	7	10	0.700	-	-	-	1	4	0.250	2	3	5	-	-	-	3	-
22	Cole Miller	8	4	6	0.667	-	-	-	-	-	-	-	4	4	-	-	-	-	2
23	Donavan Parker	6	3	8	0.375	-	2	0.000	-	-	-	2	8	10	-	-	1	4	4
24	Mike Danser	0	0	0	-	-	-	-	-	-	-	-	-	0	-	-	-	-	-
32	Damon Wiley	6	3	4	0.750	-	-	-	-	-	-	-	2	2	-	-	-	1	1
35	Cameron Garrett	0	0	0	-	-	-	-	-	-	-	-	-	0	-	-	-	-	-
	TEAM	0	0	0	-	-	-	-	-	-	-	-	-	0	-	-	-	-	-
	<b>TOTALS</b>	<b>65</b>	<b>28</b>	<b>52</b>	<b>0.538</b>	<b>1</b>	<b>11</b>	<b>0.091</b>	<b>8</b>	<b>16</b>	<b>0.500</b>	<b>4</b>	<b>25</b>	<b>29</b>	<b>-</b>	<b>5</b>	<b>1</b>	<b>14</b>	<b>14</b>



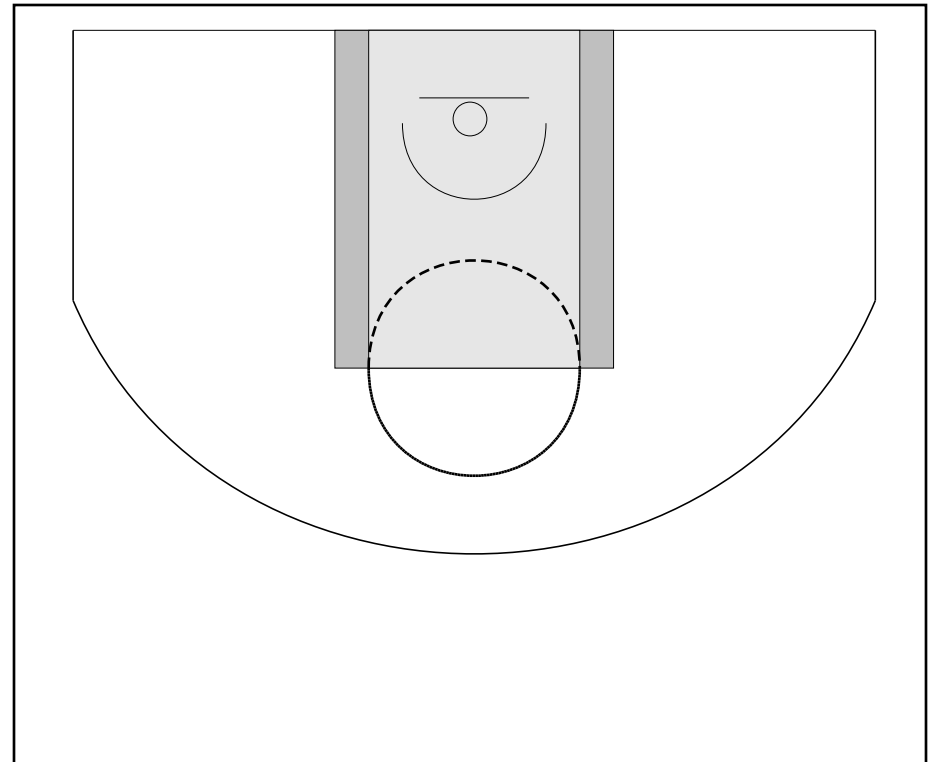
## Game Summary Comparison

Statistic	Covington	St Marys Mo
Points	62	65
<i>Field Goals</i>	26 / 56	28 / 52
<i>2 Point</i>	22 / 42	27 / 41
<i>3 Point</i>	4 / 14	1 / 11
<i>Free Throws</i>	6 / 14	8 / 16
Assists	-	-
Rebounds	21	29
<i>Offensive</i>	8	4
<i>Defensive</i>	13	25
Blocks	1	1
Steals	2	5
Deflections	0	0
Turnovers	10	14
Charges Taken	0	0
Personal Fouls	13	14

Covington



St Marys Mo



### Covington Turnovers

Period	Clock	Player	Turnover Type
1st Period	3:03	#23 Malik Coffey	Other
2nd Period	3:53	#23 Malik Coffey	Other
3rd Period	5:38	#30 Bryson Stowers	Other
3rd Period	5:22	#20 Ladarius Griggs	Other
3rd Period	3:44	#35 Brandon Alston	Other
3rd Period	2:42	#14 TyJuan Smith	Other
4th Period	5:18	#20 Ladarius Griggs	Other
4th Period	0:50	#1 Devin Dean	Other
4th Period	0:00	#3 Vontae Powell	Other

### Covington Fouls

Period	Clock	Player	Foul
1st Period	4:47	#20 Ladarius Griggs	Blocking (Def)
1st Period	3:03	#35 Brandon Alston	Blocking (Def)
1st Period	3:03	#20 Ladarius Griggs	Charging (Off)
1st Period	3:03	#35 Brandon Alston	Blocking (Def)
2nd Period	3:53	#20 Ladarius Griggs	Blocking (Def)
2nd Period	3:17	#23 Malik Coffey	Blocking (Def)
3rd Period	5:06	#3 Vontae Powell	Blocking (Def)
4th Period	4:12	#14 TyJuan Smith	Blocking (Def)
4th Period	3:16	#1 Devin Dean	Blocking (Def)
4th Period	0:00	#3 Vontae Powell	Holding (Def)
4th Period	0:00	#3 Vontae Powell	Pushing (Def)
4th Period	0:00	#35 Brandon Alston	Blocking (Def)
4th Period	0:00	#23 Malik Coffey	Blocking (Def)

### St Marys Mo Turnovers

Period	Clock	Player	Turnover Type
1st Period	7:03	#23 Donovan Parker	Other
1st Period	6:37	#4 Wunya Brown	Other
1st Period	3:15	#23 Donovan Parker	Other
1st Period	3:03	#10 Safora Rasas	Other
1st Period	3:03	#32 Damon Wiley	Other
1st Period	3:03	#23 Donovan Parker	Other
2nd Period	5:53	#10 Safora Rasas	Other
3rd Period	6:39	#4 Wunya Brown	Other
3rd Period	0:00	#1 Yuri Collins	Other
4th Period	5:03	#10 Safora Rasas	Other
4th Period	3:00	#4 Wunya Brown	Other
4th Period	0:07	#1 Yuri Collins	Other
4th Period	0:00	#23 Donovan Parker	Other

### St Marys Mo Fouls

Period	Clock	Player	Foul
1st Period	3:42	#22 Cole Miller	Blocking (Def)
1st Period	0:49	#1 Yuri Collins	Blocking (Def)
2nd Period	6:24	#32 Damon Wiley	Blocking (Def)
2nd Period	4:45	#23 Donovan Parker	Blocking (Def)
2nd Period	3:53	#4 Wunya Brown	Blocking (Def)
2nd Period	1:48	#4 Wunya Brown	Blocking (Def)
2nd Period	1:04	#1 Yuri Collins	Blocking (Def)
3rd Period	6:13	#22 Cole Miller	Blocking (Def)
3rd Period	5:17	#23 Donovan Parker	Blocking (Def)
3rd Period	3:05	#2 Noah Hamilton	Blocking (Def)
3rd Period	0:00	#23 Donovan Parker	Blocking (Def)
4th Period	7:04	#4 Wunya Brown	Blocking (Def)
4th Period	6:37	#23 Donovan Parker	Blocking (Def)
4th Period	1:45	#1 Yuri Collins	Charging (Off)