



## Game Stats - 12/28/18 Covington at Southland College Prep

| #             | Name              | PTS        | FGM       | FGA       | FG%          | 3PM      | 3PA       | 3P%          | FTM       | FTA       | FT%          | OREB      | DREB      | REB       | AST      | STL       | BLK      | TO        | PF        | G        | PPG          | APG        | RPG         | BPG        | SPG         |
|---------------|-------------------|------------|-----------|-----------|--------------|----------|-----------|--------------|-----------|-----------|--------------|-----------|-----------|-----------|----------|-----------|----------|-----------|-----------|----------|--------------|------------|-------------|------------|-------------|
| 0             | Tyric Winfrey     | 0          | 0         | 0         | 0.000        | 0        | 0         | 0.000        | 0         | 0         | 0.000        | 0         | 0         | 0         | 0        | 2         | 0        | 2         | 1         | 1        | 0.0          | 0.0        | 0.0         | 0.0        | 2.0         |
| 1             | Devin Dean        | 8          | 3         | 6         | 0.500        | 2        | 4         | 0.500        | 0         | 0         | 0.000        | 0         | 2         | 2         | 0        | 0         | 0        | 0         | 0         | 1        | 8.0          | 0.0        | 2.0         | 0.0        | 0.0         |
| 3             | Vontae Powell     | 17         | 7         | 8         | 0.875        | 1        | 1         | 1.000        | 2         | 3         | 0.667        | 1         | 2         | 3         | 0        | 2         | 0        | 0         | 1         | 1        | 17.0         | 0.0        | 3.0         | 0.0        | 2.0         |
| 4             | Arlandis Smith    | 0          | 0         | 0         | 0.000        | 0        | 0         | 0.000        | 0         | 0         | 0.000        | 0         | 0         | 0         | 0        | 0         | 0        | 0         | 0         | 0        | 0.0          | 0.0        | 0.0         | 0.0        | 0.0         |
| 10            | Bremarious Tipton | 0          | 0         | 0         | 0.000        | 0        | 0         | 0.000        | 0         | 0         | 0.000        | 0         | 0         | 0         | 0        | 0         | 0        | 0         | 0         | 0        | 0.0          | 0.0        | 0.0         | 0.0        | 0.0         |
| 11            | Myles Starks      | 0          | 0         | 0         | 0.000        | 0        | 0         | 0.000        | 0         | 0         | 0.000        | 0         | 0         | 0         | 0        | 0         | 0        | 0         | 0         | 0        | 0.0          | 0.0        | 0.0         | 0.0        | 0.0         |
| 14            | TyJuan Smith      | 13         | 6         | 11        | 0.545        | 0        | 0         | 0.000        | 1         | 2         | 0.500        | 3         | 0         | 3         | 0        | 5         | 0        | 0         | 1         | 1        | 13.0         | 0.0        | 3.0         | 0.0        | 5.0         |
| 20            | Ladarius Griggs   | 5          | 2         | 5         | 0.400        | 0        | 1         | 0.000        | 1         | 3         | 0.333        | 2         | 3         | 5         | 0        | 0         | 0        | 1         | 2         | 1        | 5.0          | 0.0        | 5.0         | 0.0        | 0.0         |
| 22            | CJ Fayne          | 5          | 1         | 3         | 0.333        | 1        | 2         | 0.500        | 2         | 2         | 1.000        | 0         | 3         | 3         | 0        | 0         | 1        | 1         | 0         | 1        | 5.0          | 0.0        | 3.0         | 1.0        | 0.0         |
| 23            | Malik Coffey      | 11         | 3         | 6         | 0.500        | 2        | 4         | 0.500        | 3         | 4         | 0.750        | 1         | 3         | 4         | 0        | 0         | 0        | 3         | 0         | 1        | 11.0         | 0.0        | 4.0         | 0.0        | 0.0         |
| 24            | Michael Renfrow   | 11         | 3         | 7         | 0.429        | 1        | 3         | 0.333        | 4         | 5         | 0.800        | 2         | 1         | 3         | 0        | 2         | 0        | 0         | 1         | 1        | 11.0         | 0.0        | 3.0         | 0.0        | 2.0         |
| 30            | Bryson Stowers    | 6          | 2         | 3         | 0.667        | 0        | 1         | 0.000        | 2         | 2         | 1.000        | 1         | 1         | 2         | 0        | 0         | 0        | 2         | 0         | 1        | 6.0          | 0.0        | 2.0         | 0.0        | 0.0         |
| 35            | Brandon Alston    | 16         | 7         | 19        | 0.368        | 0        | 1         | 0.000        | 2         | 2         | 1.000        | 8         | 2         | 10        | 0        | 1         | 2        | 0         | 2         | 1        | 16.0         | 0.0        | 10.0        | 2.0        | 1.0         |
| 40            | Davonta Smith     | 5          | 2         | 3         | 0.667        | 0        | 0         | 0.000        | 1         | 2         | 0.500        | 2         | 1         | 3         | 0        | 1         | 0        | 1         | 1         | 1        | 5.0          | 0.0        | 3.0         | 0.0        | 1.0         |
| 42            | Myree Marshall    | 4          | 2         | 4         | 0.500        | 0        | 1         | 0.000        | 0         | 0         | 0.000        | 2         | 5         | 7         | 0        | 0         | 0        | 0         | 3         | 1        | 4.0          | 0.0        | 7.0         | 0.0        | 0.0         |
| <b>TOTALS</b> |                   | <b>101</b> | <b>38</b> | <b>75</b> | <b>0.507</b> | <b>7</b> | <b>18</b> | <b>0.389</b> | <b>18</b> | <b>25</b> | <b>0.720</b> | <b>22</b> | <b>23</b> | <b>45</b> | <b>-</b> | <b>13</b> | <b>3</b> | <b>10</b> | <b>12</b> | <b>1</b> | <b>101.0</b> | <b>0.0</b> | <b>45.0</b> | <b>3.0</b> | <b>13.0</b> |



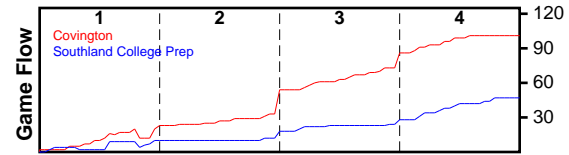
Game Stats - 12/28/18 Covington at Southland College Prep

| #             | Name            | PTS       | FGM       | FGA       | FG%          | 3PM      | 3PA       | 3P%          | FTM       | FTA       | FT%          | OREB     | DREB      | REB       | AST      | STL      | BLK      | TO        | PF        | G        | PPG         | APG        | RPG         | BPG        | SPG        |
|---------------|-----------------|-----------|-----------|-----------|--------------|----------|-----------|--------------|-----------|-----------|--------------|----------|-----------|-----------|----------|----------|----------|-----------|-----------|----------|-------------|------------|-------------|------------|------------|
| 1             | Dwayne Neff     | 0         | 0         | 6         | 0.000        | 0        | 3         | 0.000        | 0         | 0         | 0.000        | 2        | 1         | 3         | 0        | 1        | 0        | 3         | 2         | 1        | 0.0         | 0.0        | 3.0         | 0.0        | 1.0        |
| 2             | Isaiah Lewis    | 0         | 0         | 1         | 0.000        | 0        | 1         | 0.000        | 0         | 0         | 0.000        | 0        | 1         | 1         | 0        | 0        | 0        | 2         | 0         | 1        | 0.0         | 0.0        | 1.0         | 0.0        | 0.0        |
| 3             | Darahn Magnus   | 0         | 0         | 0         | 0.000        | 0        | 0         | 0.000        | 0         | 0         | 0.000        | 0        | 2         | 2         | 0        | 1        | 0        | 1         | 2         | 1        | 0.0         | 0.0        | 2.0         | 0.0        | 1.0        |
| 5             | Wesley Woods    | 8         | 4         | 11        | 0.364        | 0        | 1         | 0.000        | 0         | 2         | 0.000        | 0        | 3         | 3         | 0        | 1        | 0        | 2         | 2         | 1        | 8.0         | 0.0        | 3.0         | 0.0        | 1.0        |
| 10            | Brandon Rosson  | 5         | 1         | 3         | 0.333        | 1        | 2         | 0.500        | 2         | 2         | 1.000        | 1        | 0         | 1         | 0        | 0        | 0        | 1         | 1         | 1        | 5.0         | 0.0        | 1.0         | 0.0        | 0.0        |
| 11            | Ray'Von Houston | 1         | 0         | 2         | 0.000        | 0        | 0         | 0.000        | 1         | 2         | 0.500        | 0        | 2         | 2         | 0        | 1        | 1        | 5         | 5         | 1        | 1.0         | 0.0        | 2.0         | 1.0        | 1.0        |
| 12            | Lanier Moorer   | 0         | 0         | 0         | 0.000        | 0        | 0         | 0.000        | 0         | 0         | 0.000        | 0        | 0         | 0         | 0        | 0        | 0        | 2         | 1         | 1        | 0.0         | 0.0        | 0.0         | 0.0        | 0.0        |
| 13            | Jayon Barnes    | 8         | 2         | 4         | 0.500        | 1        | 3         | 0.333        | 3         | 3         | 1.000        | 1        | 2         | 3         | 0        | 0        | 0        | 0         | 1         | 1        | 8.0         | 0.0        | 3.0         | 0.0        | 0.0        |
| 14            | Kevin Cunnigan  | 9         | 3         | 6         | 0.500        | 1        | 3         | 0.333        | 2         | 2         | 1.000        | 1        | 1         | 2         | 0        | 0        | 0        | 4         | 0         | 1        | 9.0         | 0.0        | 2.0         | 0.0        | 0.0        |
| 15            | Brendan Syas    | 11        | 5         | 10        | 0.500        | 0        | 2         | 0.000        | 1         | 2         | 0.500        | 1        | 1         | 2         | 0        | 3        | 0        | 4         | 2         | 1        | 11.0        | 0.0        | 2.0         | 0.0        | 3.0        |
| 20            | Ameka Agaere    | 0         | 0         | 0         | 0.000        | 0        | 0         | 0.000        | 0         | 0         | 0.000        | 0        | 0         | 0         | 0        | 0        | 0        | 0         | 0         | 0        | 0.0         | 0.0        | 0.0         | 0.0        | 0.0        |
| 21            | Kris Gross      | 0         | 0         | 0         | 0.000        | 0        | 0         | 0.000        | 0         | 0         | 0.000        | 0        | 0         | 0         | 0        | 0        | 0        | 0         | 0         | 0        | 0.0         | 0.0        | 0.0         | 0.0        | 0.0        |
| 22            | Keith Spence Jr | 1         | 0         | 0         | 0.000        | 0        | 0         | 0.000        | 1         | 2         | 0.500        | 0        | 0         | 0         | 0        | 0        | 0        | 1         | 2         | 1        | 1.0         | 0.0        | 0.0         | 0.0        | 0.0        |
| 23            | Kenji Riley     | 0         | 0         | 0         | 0.000        | 0        | 0         | 0.000        | 0         | 0         | 0.000        | 0        | 0         | 0         | 0        | 0        | 0        | 0         | 0         | 0        | 0.0         | 0.0        | 0.0         | 0.0        | 0.0        |
| 24            | Kaiye Branch    | 0         | 0         | 0         | 0.000        | 0        | 0         | 0.000        | 0         | 0         | 0.000        | 0        | 0         | 0         | 0        | 0        | 0        | 0         | 0         | 0        | 0.0         | 0.0        | 0.0         | 0.0        | 0.0        |
| 31            | Kolby Hopkins   | 4         | 2         | 7         | 0.286        | 0        | 0         | 0.000        | 0         | 2         | 0.000        | 2        | 4         | 6         | 0        | 0        | 0        | 0         | 1         | 1        | 4.0         | 0.0        | 6.0         | 0.0        | 0.0        |
| <b>TOTALS</b> |                 | <b>47</b> | <b>17</b> | <b>50</b> | <b>0.340</b> | <b>3</b> | <b>15</b> | <b>0.200</b> | <b>10</b> | <b>17</b> | <b>0.588</b> | <b>8</b> | <b>17</b> | <b>25</b> | <b>-</b> | <b>7</b> | <b>1</b> | <b>25</b> | <b>19</b> | <b>1</b> | <b>47.0</b> | <b>0.0</b> | <b>25.0</b> | <b>1.0</b> | <b>7.0</b> |

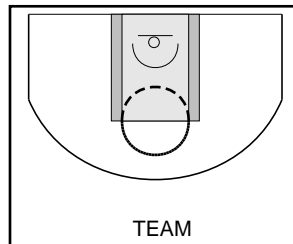
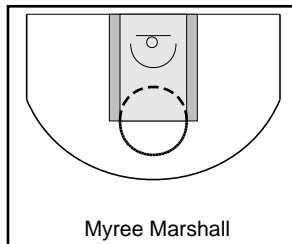
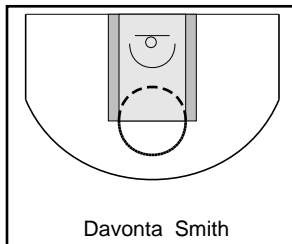
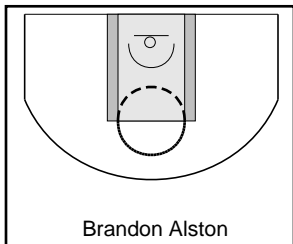
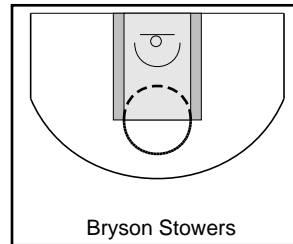
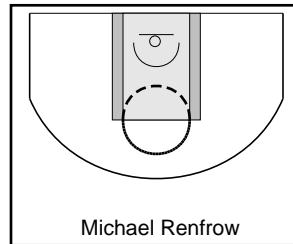
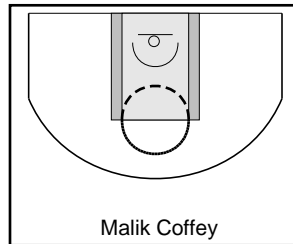
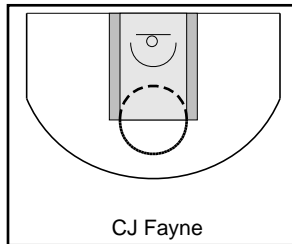
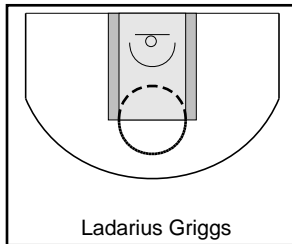
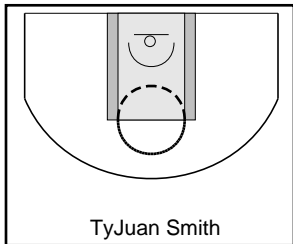
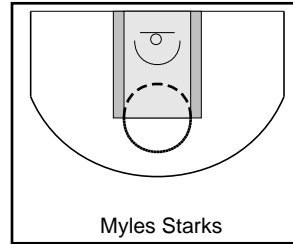
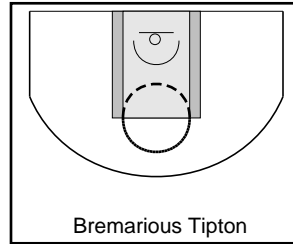
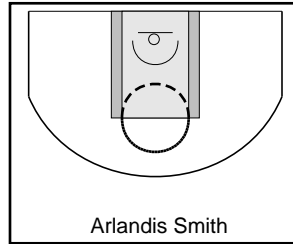
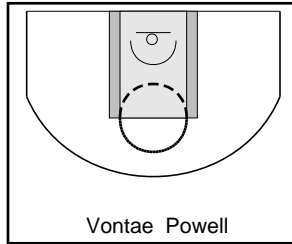
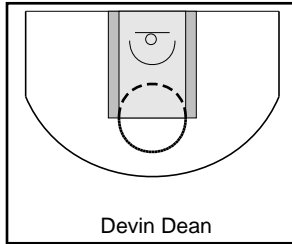
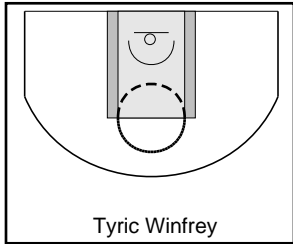
# Covington

12/28/18 Covington at Southland College Prep

|                   | 1  | 2  | 3  | 4  | T   |
|-------------------|----|----|----|----|-----|
| Covington         | 23 | 31 | 31 | 16 | 101 |
| Southland College | 10 | 8  | 10 | 19 | 47  |



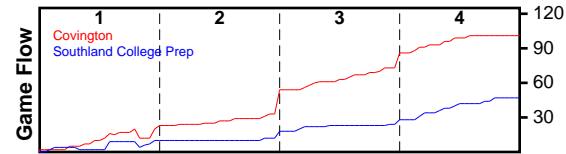
| #  | Name             | PTS        | FGM       | FGA       | FG%          | 3PM      | 3PA       | 3P%          | FTM       | FTA       | FT%          | OREB      | DREB      | REB       | AST      | STL       | BLK      | TO        | PF        |
|----|------------------|------------|-----------|-----------|--------------|----------|-----------|--------------|-----------|-----------|--------------|-----------|-----------|-----------|----------|-----------|----------|-----------|-----------|
| 0  | Tyric Winfrey    | 0          | 0         | 0         | -            | -        | -         | -            | -         | -         | -            | -         | -         | 0         | -        | 2         | -        | 2         | 1         |
| 1  | Devin Dean       | 8          | 3         | 6         | 0.500        | 2        | 4         | 0.500        | -         | -         | -            | -         | 2         | 2         | -        | -         | -        | -         | -         |
| 3  | Vontae Powell    | 17         | 7         | 8         | 0.875        | 1        | 1         | 1.000        | 2         | 3         | 0.667        | 1         | 2         | 3         | -        | 2         | -        | -         | 1         |
| 4  | Arlandis Smith   | 0          | 0         | 0         | -            | -        | -         | -            | -         | -         | -            | -         | -         | 0         | -        | -         | -        | -         | -         |
| 10 | Bremarius Tipton | 0          | 0         | 0         | -            | -        | -         | -            | -         | -         | -            | -         | -         | 0         | -        | -         | -        | -         | -         |
| 11 | Myles Starks     | 0          | 0         | 0         | -            | -        | -         | -            | -         | -         | -            | -         | -         | 0         | -        | -         | -        | -         | -         |
| 14 | TyJuan Smith     | 13         | 6         | 11        | 0.545        | -        | -         | -            | 1         | 2         | 0.500        | 3         | -         | 3         | -        | 5         | -        | -         | 1         |
| 20 | Ladarius Griggs  | 5          | 2         | 5         | 0.400        | -        | 1         | 0.000        | 1         | 3         | 0.333        | 2         | 3         | 5         | -        | -         | -        | 1         | 2         |
| 22 | CJ Fayne         | 5          | 1         | 3         | 0.333        | 1        | 2         | 0.500        | 2         | 2         | 1.000        | -         | 3         | 3         | -        | -         | 1        | 1         | -         |
| 23 | Malik Coffey     | 11         | 3         | 6         | 0.500        | 2        | 4         | 0.500        | 3         | 4         | 0.750        | 1         | 3         | 4         | -        | -         | -        | 3         | -         |
| 24 | Michael Renfrow  | 11         | 3         | 7         | 0.429        | 1        | 3         | 0.333        | 4         | 5         | 0.800        | 2         | 1         | 3         | -        | 2         | -        | -         | 1         |
| 30 | Bryson Stowers   | 6          | 2         | 3         | 0.667        | -        | 1         | 0.000        | 2         | 2         | 1.000        | 1         | 1         | 2         | -        | -         | -        | 2         | -         |
| 35 | Brandon Alston   | 16         | 7         | 19        | 0.368        | -        | 1         | 0.000        | 2         | 2         | 1.000        | 8         | 2         | 10        | -        | 1         | 2        | -         | 2         |
| 40 | Davonta Smith    | 5          | 2         | 3         | 0.667        | -        | -         | -            | 1         | 2         | 0.500        | 2         | 1         | 3         | -        | 1         | -        | 1         | 1         |
| 42 | Myree Marshall   | 4          | 2         | 4         | 0.500        | -        | 1         | 0.000        | -         | -         | -            | 2         | 5         | 7         | -        | -         | -        | -         | 3         |
|    | TEAM             | 0          | 0         | 0         | -            | -        | -         | -            | -         | -         | -            | -         | -         | 0         | -        | -         | -        | -         | -         |
|    | <b>TOTALS</b>    | <b>101</b> | <b>38</b> | <b>75</b> | <b>0.507</b> | <b>7</b> | <b>18</b> | <b>0.389</b> | <b>18</b> | <b>25</b> | <b>0.720</b> | <b>22</b> | <b>23</b> | <b>45</b> | <b>-</b> | <b>13</b> | <b>3</b> | <b>10</b> | <b>12</b> |



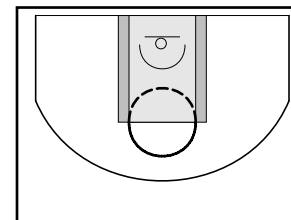
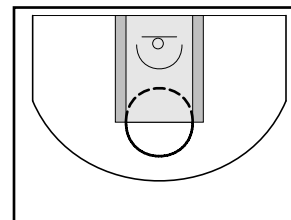
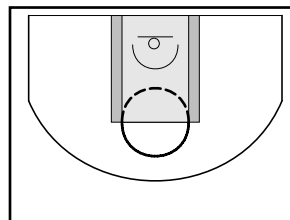
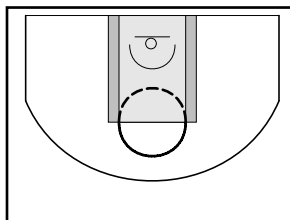
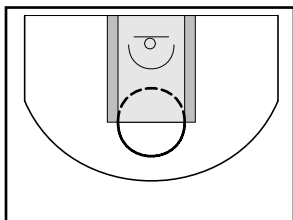
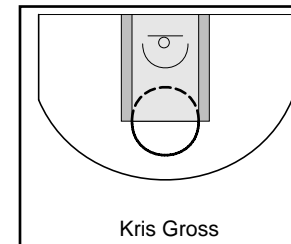
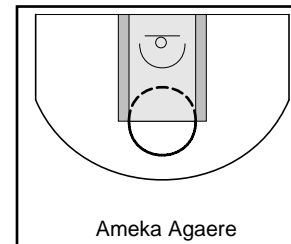
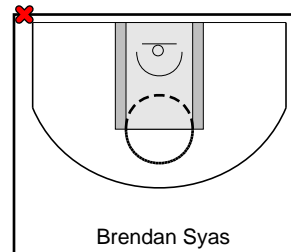
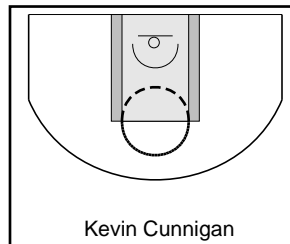
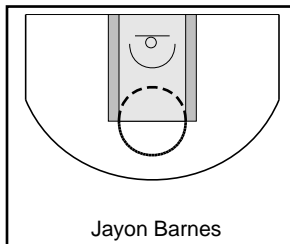
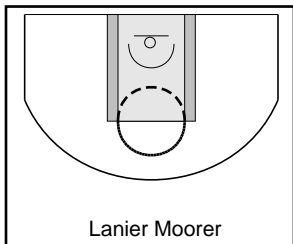
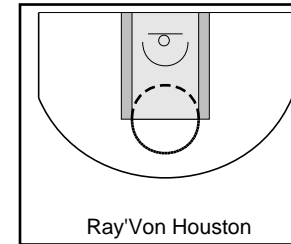
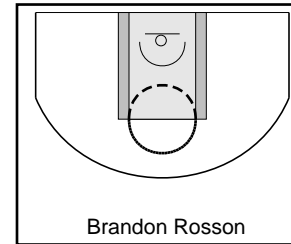
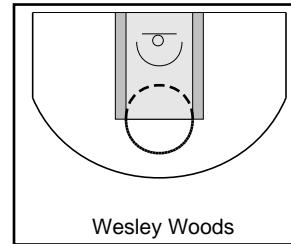
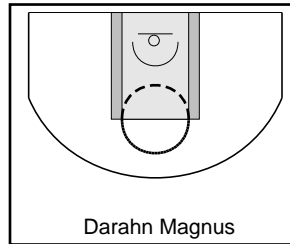
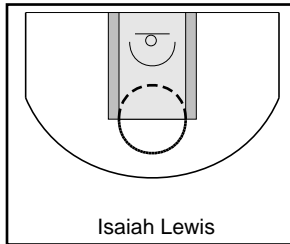
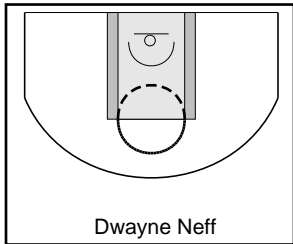
# Southland College Prep

12/28/18 Covington at Southland College Prep

|                   | 1  | 2  | 3  | 4  | T   |
|-------------------|----|----|----|----|-----|
| Covington         | 23 | 31 | 31 | 16 | 101 |
| Southland College | 10 | 8  | 10 | 19 | 47  |



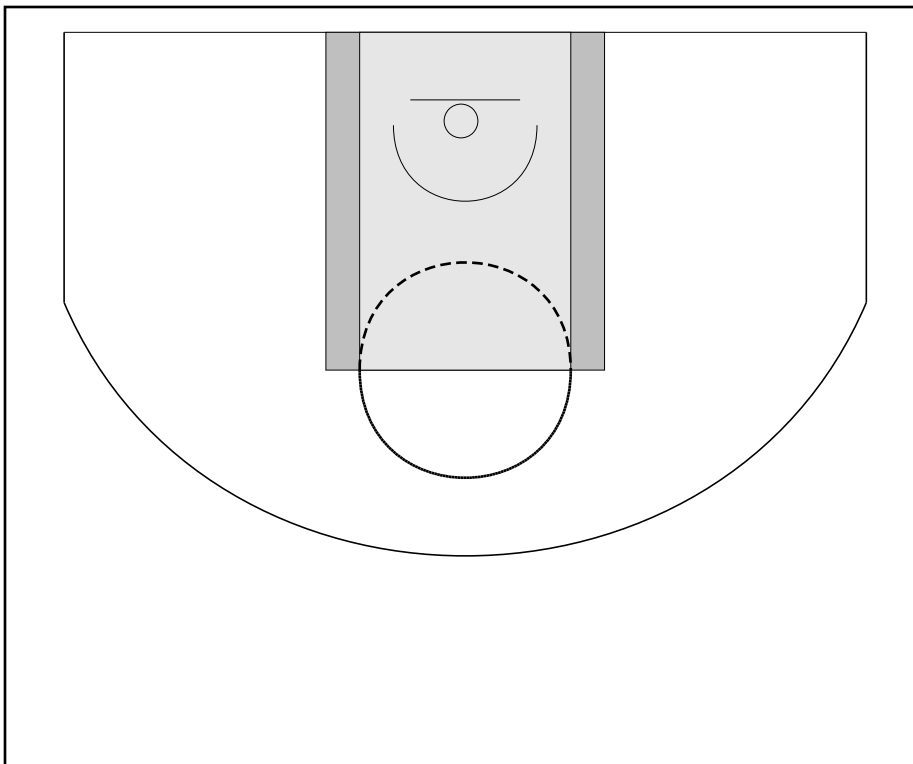
| #  | Name            | PTS       | FGM       | FGA       | FG%          | 3PM      | 3PA       | 3P%          | FTM       | FTA       | FT%          | OREB     | DREB      | REB       | AST      | STL      | BLK      | TO        | PF        |
|----|-----------------|-----------|-----------|-----------|--------------|----------|-----------|--------------|-----------|-----------|--------------|----------|-----------|-----------|----------|----------|----------|-----------|-----------|
| 1  | Dwayne Neff     | 0         | 0         | 6         | 0.000        | -        | 3         | 0.000        | -         | -         | -            | 2        | 1         | 3         | -        | 1        | -        | 3         | 2         |
| 2  | Isaiah Lewis    | 0         | 0         | 1         | 0.000        | -        | 1         | 0.000        | -         | -         | -            | -        | 1         | 1         | -        | -        | -        | 2         | -         |
| 3  | Darahn Magnus   | 0         | 0         | 0         | -            | -        | -         | -            | -         | -         | -            | -        | 2         | 2         | -        | 1        | -        | 1         | 2         |
| 5  | Wesley Woods    | 8         | 4         | 11        | 0.364        | -        | 1         | 0.000        | -         | 2         | 0.000        | -        | 3         | 3         | -        | 1        | -        | 2         | 2         |
| 10 | Brandon Rosson  | 5         | 1         | 3         | 0.333        | 1        | 2         | 0.500        | 2         | 2         | 1.000        | 1        | -         | 1         | -        | -        | -        | 1         | 1         |
| 11 | Ray'Von Houston | 1         | 0         | 2         | 0.000        | -        | -         | -            | 1         | 2         | 0.500        | -        | 2         | 2         | -        | 1        | 1        | 5         | 5         |
| 12 | Lanier Mooror   | 0         | 0         | 0         | -            | -        | -         | -            | -         | -         | -            | -        | -         | 0         | -        | -        | -        | 2         | 1         |
| 13 | Jayon Barnes    | 8         | 2         | 4         | 0.500        | 1        | 3         | 0.333        | 3         | 3         | 1.000        | 1        | 2         | 3         | -        | -        | -        | -         | 1         |
| 14 | Kevin Cunnigan  | 9         | 3         | 6         | 0.500        | 1        | 3         | 0.333        | 2         | 2         | 1.000        | 1        | 1         | 2         | -        | -        | -        | 4         | -         |
| 15 | Brendan Syas    | 11        | 5         | 10        | 0.500        | -        | 2         | 0.000        | 1         | 2         | 0.500        | 1        | 1         | 2         | -        | 3        | -        | 4         | 2         |
| 20 | Ameka Agaere    | 0         | 0         | 0         | -            | -        | -         | -            | -         | -         | -            | -        | -         | 0         | -        | -        | -        | -         | -         |
| 21 | Kris Gross      | 0         | 0         | 0         | -            | -        | -         | -            | -         | -         | -            | -        | -         | 0         | -        | -        | -        | -         | -         |
| 22 | Keith Spence Jr | 1         | 0         | 0         | -            | -        | -         | -            | 1         | 2         | 0.500        | -        | -         | 0         | -        | -        | -        | 1         | 2         |
| 23 | Kenji Riley     | 0         | 0         | 0         | -            | -        | -         | -            | -         | -         | -            | -        | -         | 0         | -        | -        | -        | -         | -         |
| 24 | Kaiye Branch    | 0         | 0         | 0         | -            | -        | -         | -            | -         | -         | -            | -        | -         | 0         | -        | -        | -        | -         | -         |
| 31 | Kolby Hopkins   | 4         | 2         | 7         | 0.286        | -        | -         | -            | -         | 2         | 0.000        | 2        | 4         | 6         | -        | -        | -        | -         | 1         |
|    | TEAM            | 0         | 0         | 0         | -            | -        | -         | -            | -         | -         | -            | -        | -         | 0         | -        | -        | -        | -         | -         |
|    | <b>TOTALS</b>   | <b>47</b> | <b>17</b> | <b>50</b> | <b>0.340</b> | <b>3</b> | <b>15</b> | <b>0.200</b> | <b>10</b> | <b>17</b> | <b>0.588</b> | <b>8</b> | <b>17</b> | <b>25</b> | <b>-</b> | <b>7</b> | <b>1</b> | <b>25</b> | <b>19</b> |



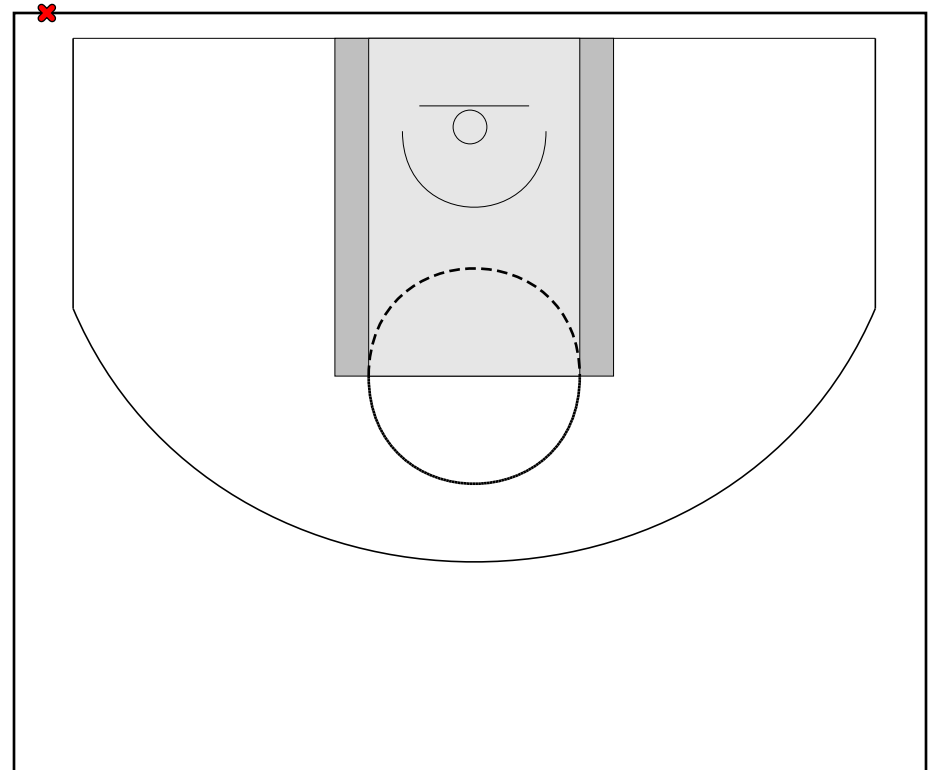
## Game Summary Comparison

| Statistic          | Covington | Southland College Prep |
|--------------------|-----------|------------------------|
| Points             | 101       | 47                     |
| <i>Field Goals</i> | 38 / 75   | 17 / 50                |
| <i>2 Point</i>     | 31 / 57   | 14 / 35                |
| <i>3 Point</i>     | 7 / 18    | 3 / 15                 |
| <i>Free Throws</i> | 18 / 25   | 10 / 17                |
| Assists            | -         | -                      |
| Rebounds           | 45        | 25                     |
| <i>Offensive</i>   | 22        | 8                      |
| <i>Defensive</i>   | 23        | 17                     |
| Blocks             | 3         | 1                      |
| Steals             | 13        | 7                      |
| Deflections        | 0         | 0                      |
| Turnovers          | 10        | 25                     |
| Charges Taken      | 0         | 0                      |
| Personal Fouls     | 12        | 19                     |

Covington



Southland College Prep



### Covington Turnovers

| Period     | Clock | Player              | Turnover Type |
|------------|-------|---------------------|---------------|
| 1st Period | 6:55  | #20 Ladarius Griggs | Other         |
| 1st Period | 0:17  | #23 Malik Coffey    | Other         |
| 1st Period | 0:16  | #23 Malik Coffey    | Other         |
| 1st Period | 1:10  | #30 Bryson Stowers  | Other         |
| 1st Period | 1:10  | #40 Davonta Smith   | Other         |
| 1st Period | 1:10  | #0 Tyric Winfrey    | Other         |
| 2nd Period | 7:08  | #30 Bryson Stowers  | Other         |
| 3rd Period | 0:12  | #23 Malik Coffey    | Other         |
| 3rd Period | 0:00  | #22 CJ Fayne        | Other         |
| 4th Period | 4:17  | #0 Tyric Winfrey    | Other         |

### Covington Fouls

| Period     | Clock | Player              | Foul              |
|------------|-------|---------------------|-------------------|
| 1st Period | 6:12  | #20 Ladarius Griggs | Reaching in (Def) |
| 1st Period | 1:08  | #14 TyJuan Smith    | Blocking (Def)    |
| 1st Period | 1:10  | #40 Davonta Smith   | Blocking (Def)    |
| 2nd Period | 7:53  | #24 Michael Renfrow | Tripping (Def)    |
| 2nd Period | 3:51  | #3 Vontae Powell    | Reaching in (Def) |
| 2nd Period | 2:01  | #35 Brandon Alston  | Reaching in (Def) |
| 2nd Period | 0:00  | #35 Brandon Alston  | Punching (Def)    |
| 2nd Period | 0:00  | #0 Tyric Winfrey    | Reaching in (Def) |
| 2nd Period | 0:00  | #42 Myree Marshall  | Blocking (Def)    |
| 3rd Period | 4:45  | #20 Ladarius Griggs | Tripping (Def)    |
| 3rd Period | 0:44  | #42 Myree Marshall  | Blocking (Def)    |
| 3rd Period | 0:00  | #42 Myree Marshall  | Reaching in (Def) |

### Southland College Prep Turnovers

| Period     | Clock | Player              | Turnover Type |
|------------|-------|---------------------|---------------|
| 1st Period | 6:05  | #12 Lanier Moorers  | Other         |
| 1st Period | 5:47  | #2 Isaiah Lewis     | Other         |
| 1st Period | 4:34  | #15 Brendan Syas    | Other         |
| 1st Period | 2:40  | #2 Isaiah Lewis     | Other         |
| 1st Period | 1:10  | #14 Kevin Cunnigan  | Other         |
| 1st Period | 1:10  | #11 Ray'Von Houston | Other         |
| 1st Period | 1:10  | #5 Wesley Woods     | Other         |
| 1st Period | 0:00  | #1 Dwayne Neff      | Other         |
| 2nd Period | 7:48  | #11 Ray'Von Houston | Other         |
| 2nd Period | 6:52  | #11 Ray'Von Houston | Other         |
| 2nd Period | 6:20  | #14 Kevin Cunnigan  | Other         |
| 2nd Period | 4:48  | #1 Dwayne Neff      | Other         |
| 2nd Period | 3:25  | #12 Lanier Moorers  | Other         |
| 2nd Period | 0:56  | #15 Brendan Syas    | Other         |
| 2nd Period | 0:00  | #14 Kevin Cunnigan  | Other         |
| 2nd Period | 0:00  | #10 Brandon Rosson  | Other         |
| 3rd Period | 5:42  | #1 Dwayne Neff      | Other         |
| 3rd Period | 3:41  | #15 Brendan Syas    | Other         |
| 3rd Period | 2:33  | #14 Kevin Cunnigan  | Other         |
| 3rd Period | 1:33  | #3 Darahn Magnus    | Other         |
| 3rd Period | 0:00  | #22 Keith Spence Jr | Other         |
| 4th Period | 3:18  | #15 Brendan Syas    | Other         |

### Southland College Prep Fouls

| Period     | Clock | Player              | Foul              |
|------------|-------|---------------------|-------------------|
| 1st Period | 6:38  | #12 Lanier Moorers  | Reaching in (Def) |
| 1st Period | 5:18  | #15 Brendan Syas    | Reaching in (Def) |
| 1st Period | 4:18  | #13 Jayon Barnes    | Reaching in (Def) |
| 1st Period | 1:55  | #15 Brendan Syas    | Blocking (Def)    |
| 1st Period | 1:31  | #11 Ray'Von Houston | Blocking (Def)    |
| 1st Period | 0:00  | #3 Darahn Magnus    | Blocking (Def)    |
| 1st Period | 0:00  | #11 Ray'Von Houston | Tripping (Def)    |
| 2nd Period | 6:41  | #11 Ray'Von Houston | Blocking (Def)    |
| 2nd Period | 5:11  | #22 Keith Spence Jr | Holding (Def)     |
| 2nd Period | 2:53  | #22 Keith Spence Jr | Reaching in (Def) |
| 2nd Period | 0:22  | #11 Ray'Von Houston | Charging (Off)    |
| 2nd Period | 0:00  | #5 Wesley Woods     | Blocking (Def)    |
| 2nd Period | 0:00  | #11 Ray'Von Houston | Charging (Off)    |
| 2nd Period | 0:00  | #5 Wesley Woods     | Charging (Off)    |
| 3rd Period | 5:19  | #1 Dwayne Neff      | Blocking (Def)    |
| 3rd Period | 5:13  | #1 Dwayne Neff      | Blocking (Def)    |
| 3rd Period | 1:19  | #3 Darahn Magnus    | Reaching in (Def) |
| 4th Period | 7:55  | #10 Brandon Rosson  | Reaching in (Def) |
| 4th Period | 5:58  | #31 Kolby Hopkins   | Punching (Def)    |